

# Town of Bridgewater Annual Town Report

For the Year Ended December 31, 2020



## Beauty After The Rain

Photo Credit Jolie Sprague Martin

# **The 2020 Town Report is Dedicated To**

## **Those in Plymouth County, Massachusetts Who Died from COVID-19**

In March 2020, the Commonwealth of Massachusetts recognized the existence and severity of a new, international virus, eventually named COVID-19. Workplaces, schools, stores, restaurants, temples, churches, and gathering places of all types closed to the public and, if open, required face masks covering nose and mouth, social distancing of 6 feet between people, and continual washing/sanitization of hands, railings, handlebars, pens, and all touchable surfaces.

That international pandemic was destined to last until the writing of this dedication during the summer of 2021 and, sadly, beyond.

Plymouth County, Massachusetts suffered its first two deaths from the pandemic on March 31, 2020. By December 31, 2020, seven thousand two hundred and seventeen individuals (7,217) had died in Massachusetts. One-thousand and five (1,005) were Plymouth County residents.

Families were often bereft, not allowed to visit or comfort dying spouses, parents, grandparents, siblings, aunts, uncles, or children. Funeral homes were generally closed and, when open, limited contact among mourners, including family members, to conform with health guidelines. Many funeral services were delayed, compounding grief, making closure difficult if not impossible, and limiting loved ones' ability to comfort and support each other. Families living distances away were generally not able to travel and, if they did, were restricted, on both ends of their travel, by requirements to quarantine for several days or weeks.

If last words were spoken, it was often done via electronic devices, with a thoughtful, exhausted care provider holding the device so families could see the patient and speak those final words. A device replaced loved ones holding hands, touching faces, and whispering comfort in beloved ears.

It was a time of previously unimagined grief, sadness, fear, and anger. To those who remain, to those who grieve, we can never offer sufficient solace. We recognize your pain, recognize and honor those you loved, and feel their loss to you and our community.



# **OUR TOWN**


## **ANNUAL REPORT**

of the

## **TOWN OFFICERS**

Of the Town of  
Bridgewater, Massachusetts

**For the Year 2020**



# **TOWN OF BRIDGEWATER**

# Table of Contents

In Memoriam .....	1
Congressional, County, Legislative & Town Contacts.....	4
Elected Town Officials .....	6
Town Officers.....	7
Boards, Committees, and Commissions .....	9
Administrative Personnel .....	16
2020 Elections .....	18
Presidential Primary Election .....	18
Annual Town Election.....	25
State Primary Election.....	27
State and Presidential Election.....	34
Town Reports For the Year Ended December 31, 2020.....	40
Board, Committee, and Commission Reports.....	40
Affordable Housing Trust .....	40
Agricultural Commission.....	40
Assessors, Board of .....	40
Cable Advisory Committee.....	41
Charter Review Committee.....	41
Citizens' Advisory Committee .....	42
Community Preservation Committee.....	42
Conant Trust Fund Committee .....	44
Conservation Commission .....	45
Cultural Council.....	46
Disability Commission .....	50
Elder Affairs Commission .....	50
Energy Committee.....	52
Financial Committee .....	52
Fire Station Building Committee.....	53
Fishery Committee (formerly Town River Fisheries).....	53
George Mitchell Elementary School Building Committee.....	55
Health, Board of.....	55
Historic District Commission.....	56

Historical Commission .....	57
Housing Authority .....	58
Housing Partnership .....	59
Master Plan Committee .....	59
Open Space Committee .....	60
Parks and Recreation Commission .....	60
Planning Board.....	61
Registrars of Voters, Board of.....	63
S.A.V.E. Committee (Senior Associates Volunteer Experience) .....	65
Transportation Committee .....	65
Veterans' Council.....	65
Water and Sewer Board .....	65
Zoning Board of Appeals.....	66
Elected Town Official Reports.....	67
Public Library Trustees, Board of .....	67
Town Clerk .....	68
Town Council.....	70
Town Department Reports.....	73
Community & Economic Development.....	73
Com & Eco Dev: Building.....	74
Com & Eco Dev: Building: Inspectional Services .....	75
Com & Eco Dev: Conservation.....	76
Com & Eco Dev: Economic Development .....	76
Com & Eco Dev: Health.....	76
Com & Eco Dev: Planning.....	76
Elder Affairs .....	77
Financial Services .....	78
Financial Services: Accounting.....	79
Financial Services: Assessing .....	79
Financial Services: Procurement and Treasury .....	80
Fire: Emergency Management .....	80
Fire: Fire Services .....	82
Parks & Recreation.....	83
Police: Animal Control and Animal Inspections .....	84

Police: Parking .....	84
Police: Police Services.....	84
Public Library .....	85
Public Works: Roadways.....	86
Public Works: Sewer .....	87
Public Works: Solid Waste .....	88
Public Works: Structures & Grounds .....	88
Public Works: Water .....	88
Public Works: Water Pollution Control.....	89
Public Works: Water Supply.....	90
Town Manager: Annual Report.....	90
Veterans' Services.....	94
Regional School District Reports.....	96
Bridgewater-Raynham Regional School District .....	96
Bristol-Plymouth Regional Technical School.....	99
Outside Services Reports.....	109
Old Colony Planning Council.....	109
Plymouth County Cooperative Extension.....	112
Plymouth County Mosquito Control Project.....	113
Southeastern Regional Services Group.....	116
Legislation Voted 2020—Town of Bridgewater.....	117
Ordinances Directory 2020 .....	117
Orders Directory 2020.....	118
Resolutions Directory 2020 .....	121
Financials .....	122
Accounts Receivable Deferred Revenue Reconciliation 6/30/2020 .....	122
Audited Financial Statement—Fiscal Year 2020 .....	126
General Fund Expense Budget to Actual—Fiscal Year 2020 .....	137
General Fund Revenue Budget to Actual—Fiscal Year 2020.....	141
Enterprise Funds Budget to Actual—Fiscal Year 2020.....	142
Local and Enterprise Funds Receipts—Fiscal Year 2020.....	146
Combined Balance Sheet—Fiscal Year 2020 .....	147
Long-Term Debt Summary—Fiscal Year 2020.....	148
Treasurer's Report—Fiscal Year 2020.....	152

## In Memoriam



**Bridgewater is grateful for the generous contributions these individuals made to our community. We are saddened at their loss.**



**Raymond Winslow Baker Sr., 1926–2020**

Raymond Winslow Baker Sr., 94, of Bridgewater, passed away on May 14, 2020. He was the eleventh of twelve children born to the late General and Nannie (Manning) Baker on April 14, 1926, in Brockton. He and the late Margaret "Peggy" Johnson had five children. He served as a member of the famed Tuskegee Airmen until his honorable discharge in 1946; joined the Brockton Police Department in 1959, was appointed as the Department's first African American detective in 1964 and served in various roles of increasing responsibility until his retirement in 1984.

Raymond was a kind, caring, generous, and thoughtful person who volunteered for the Town Clerk's Office as an election worker for many years.



**Bruce C. Ellis, 1942–2020**

Bruce C. Ellis, of Bridgewater, passed away unexpectedly on June 18, 2020, at the age of 77. He was the son of the late Jane and William Ellis.

Bruce was born and raised in Bridgewater, an avid hunter, fisherman, and 4-wheel rider, and a storyteller with a huge heart. He served the Town well on its Conservation Commission.

Bruce was the loving husband of 48 years to Karen (Neal) Ellis. He is greatly missed by his daughters, grandchildren, great-grandchildren, many nieces, nephews, family, and friends.

### **In Memoriam (continued)**



#### **Lorraine Levy, 1935–2020**

Lorraine B. (Vandini) Levy of Bridgewater died peacefully on Sept. 23 at age 84, a week shy of her 85th birthday.

Lorraine was the daughter of Camillo and Violet (Balboni) Vandini. She grew up in Bridgewater and graduated from Bridgewater High School in 1953. After working for five years for Independent Nail Factory, she was employed in the Bridgewater Highway Department for over 15 years, retiring at age 67. She was the loving mother of Kelly A. Scott of Bridgewater and Daniel E. Levy and his wife Tara of Bradford MA, grandmother of Jessica Land (Jonathan) of FL, adopted granddaughter Erika Harris (James) of AL, and great grandmother of Sadie Land, James, Zachery, Colin, and Griffin Morrell.

#### **Dolores Lopiekas, 1934–2020**

Doloris Lopiekas passed away January 19, 2020, at the age of 86. Dolores was born in Bridgewater the daughter of the late Petronele (Brasus) and Anthony Lopiekas, graduated from Bridgewater High School, Simmons College, and the Massachusetts College of Pharmacy. The author of many scientific papers and holder of numerous patents in the field of chemistry, Deloris was active in Bridgewater Town affairs, a member of the Growth Advisory Committee and the Bridgewater Improvement Association.

#### **Roger Robert Rose, 1934–2020**

Roger Robert Rose of Bridgewater passed away June 26, 2020, at the age of 86. Mr. Rose was born in Raynham, son of Joseph and Emma Rose. He worked in the Bridgewater Highway Department for many years. He was dedicated to family and friends and known by all as a man of honor and dignity.

Roger was the husband of the late Phyllis M. (Dubee) Rose; father of Robert Rose and Thomas Rose of Bridgewater; brother of Irene, Ernest, Mary, Edith, Marion, Edward, Dottie, Lorraine, Nancy, and Joseph; Grandfather of Robert Rose Jr. (and Tara), Joseph Rose, Jill Grieco (and Michael) Thomas Rose Jr., Alexander Rose (and Jahyra); Great Grandfather of Gabriella Rose, Julia Rose, Noelle Rose Smith, Kathrine Rose, Paige Rose, and Charlotte Rose.



## **In Memoriam (continued)**

### **Eldon Souza, 1935–2020**

Eldon G. Souza, age 85, retired Captain Bridgewater of the Fire Department, died peacefully on Nov. 23, 2020.

Eldon was born in Middleboro and raised in Bridgewater, attended Bridgewater schools and enlisted into the US Navy. Eldon and Ethel Murphy were married in 1975 and resided in Bridgewater. Eldon was proud to be a fireman and generously served his community at the Bridgewater Fire Department for over 30 years.

In addition to Ethel of Bridgewater, Eldon leaves Christine Souza of TX and Cheryl A. Souza of Bridgewater, grandchildren Alexis and Tyler, nieces, and nephews.

### **Aileen R. Stone, 1925–2020**

Aileen R. Stone (Raymond) passed away February 1, 2020, at the age of 94. Mrs. Stone was a graduate of the Bridgewater Academy and, for over 30 years, a crossing guard for the Bridgewater Police Department. After retirement as a crossing guard, she volunteered for the Bridgewater Elementary kindergarten classes for more than 30 years. She was the wife of the late Robert S. Stone, retired from the Bridgewater Fire Department, mother of Paula Sawler and her husband Donald of Bridgewater, and sister of Sandie L. Raymond of Bridgewater.



**Paul Urban, 1940–2020**

Paul J. Urban, 79, of Bridgewater, passed away on Thursday, April 30, 2020, at his home peacefully, surrounded by his loving family. He was the loving husband of Patricia (Szumski) Urban. Born in Pennsylvania, Paul was a graduate of Boston University and Bridgewater State College and received a master's degree in Teaching.

Paul taught and coached at several schools including Bridgewater-Raynham High School, worked for the Town Clerk's Office at elections and with S.A.V.E. He was a leader, mentor, coach, and athletic director, a hall-of-fame football coach, and a division one scholarship football player.

He is survived by his daughter, Patricia (Szumski) Urban and, son, Paul Urban, Jr. of Bridgewater, Kimberly Deveau, her husband Mark, and son Cooper; Melissa Urban, Jay Urban, and wife Michelle.

Please note: photographs have been included when they were available.



## Congressional, County, Legislative & Town Contacts

Incorporated June 1656  
 8<sup>th</sup> Congressional District – 1<sup>st</sup> Councillor District  
 1<sup>st</sup> Plymouth and Bristol Senatorial District  
 8<sup>th</sup> Plymouth Representative District

<b>United States Congress</b> ( <a href="http://www.congress.gov">www.congress.gov</a> )			
<b>SENATOR ELIZABETH WARREN</b>		<b>REPRESENTATIVE STEPHEN LYNCH</b>	
Boston	617-565-3170	Boston	617-428-2000
Springfield	413-788-2690	Brockton	508-586-5555
Washington, DC	202-224-4543	Quincy	617-657-6305
<b>SENATOR EDWARD (ED) MARKEY</b>		Washington, DC	202-225-8273
Boston	617-565-8519		
Fall River	508-677-0523		
Springfield	413-785-4610		
Washington, DC	202-224-2742		

<b>Massachusetts Legislature</b> ( <a href="http://www.malegislature.gov">www.malegislature.gov</a> )			
<b>SENATOR MARK PACHECO</b>		<b>REPRESENTATIVE ANGELO L. D'EMILIA</b>	
State House	617-722-1551	State House	617-722-2488
District Office	508-822-3000	District Office	508-697-2700
<b>COUNCILLOR, DISTRICT 1</b>		Joseph C. Ferreira	617-725-4015 X1
( <a href="http://www.mass.gov/portal/government/govs-council.html">www.mass.gov/portal/government/govs-council.html</a> )			

<b>Plymouth County</b> ( <a href="http://www.plymouthcountyma.gov/">http://www.plymouthcountyma.gov/</a> )			
<b>COMMISSIONERS</b> 508-830-9104		<b>DISTRICT ATTORNEY TIMOTHY J. CRUZ</b>	
Gregory M. Hanley, Chair		Main Office	
Jared Valanzola---Rockland		508-584-8120	
Sandra M. Wright---Bridgewater			
Administrator: Frank Basler			
fbasler@plymouthcountyma.gov			
<b>REGISTER OF DEEDS</b>		<b>REGISTER OF PROBATE &amp; INSOLVENCY</b>	
John R. Buckley Jr.	508-830-9200	Matt McDonough	
		Plymouth	508-747-6204
		Brockton	508-897-5400
<b>SHERIFF-PLYMOUTH COUNTY</b>			
Joseph D. McDonald Jr. 508-830-6200			

### Cities and Towns in Plymouth County:

Abington, Bridgewater, Brockton, Carver, Duxbury, East Bridgewater, Halifax, Hanover, Hanson, Hingham, Hull, Kingston, Lakeville, Marion, Marshfield, Mattapoisett, Middleborough, Norwell, Pembroke, Plymouth, Plympton, Rochester, Rockland, Scituate, Wareham, West Bridgewater, Whitman

**Congressional, County, Legislative and Town Contacts (continued)**

**Town Web site:** [www.bridgewaterma.org](http://www.bridgewaterma.org)

**Emergency Number — 911**

**Town and School Telephone Numbers**

Accountant	see Finance
Animal Control	see Police
Assessor	see Finance
Building	see Com & Eco Dev
Com & Eco Dev	508-697-0950
Building	508-697-0904
Community Develop.	508-697-0950
Conservation Agent	508-697-0950
Economic Develop.	508-697-0950
Health	508-697-0903
Inspectional Services	508-697-0904
Planning	508-697-0950
Zoning	508-697-0950
Conservation	see Com & Eco Dev
DPW	see Public Works
Economic Develop.	see Com & Eco Dev
Elder Affairs	508-697-0929
Emergency Management	see Fire Dept.
Finance	508-697-0926
Accountant	508-697-0926
Assessor	508-697-0928
Collector/Treasurer	508-697-0923
Fire, including Emergency Management	508-697-0900
Forestry/Tree Warden	see Public Works
Health	see Com & Eco Dev
Highway	see Public Works: Roadways
Housing Authority	508-697-7405
Information Technology	see Town Mngr.
Olde Scotland Links	508-279-3344
Parking Enforcement	see Town Mngr.
Parks & Recreation	508-697-8020
Planning	see Com & Eco Dev

Plumbing/Gas/Wiring	call Building
Police	508-697-6118
Animal Control	508-659-1290
Public Library	508-697-3331
Public Works	508-697-0931
Engineer	508-697-0906
Forestry/Tree Warden	508-697-0931
Roadways	508-697-0931
Solid Waste	508-697-0903
Structures & Grounds	508-697-0931
Water Pollution Control	508-697-0937
Water Supply	508-697-0910
Recreation	see Parks & Recreation
Schools	508-279-2140
B/P Tech School Main	508-823-5151
B/R High School	508-697-6902
Mitchell at the Middle	508-279-2120
Superintendent	508-279-2140
Williams	508-697-6968
Town Clerk	508-697-0921
Town Council	508-659-1254
Town Manager	508-697-0919 x5
Use number for all depts. below <i>except IT</i>	
Hearing Officer	
Human Resources	
Information Technology	508-697-0966
Parking Enforcement	
Treasurer/Tax Collector	see Finance Dept.
Treatment Plant	see Public Works
Veterans' Services	508-697-0908
Water	see Public Works
Zoning	see Com & Eco Dev

## Elected Town Officials

Organization	Term Expires
<b>Bridgewater Public Library Trustees</b> (3-year term)	
Ellen M. Chiocca Carey	4/2021
Beryl Domingo	4/ 2021
Janet Dye	4/2022
Constance Franciosi	4/2023
Matthew Gerritsen	4/2021
Robyn Golden	4/2023
Andrew Harding	4/2023
Pamela Hayes-Bohanan	4/2020
Danielle Oliari	4/2022
Jeff Rhind	4/2021
Nancy Sarno	2/2022
<b>Bridgewater-Raynham Regional District School Committee</b> (3-year term)	
Michael Dolan, Chair (B)	4/2021
Richard Florence (B)	4/2022
L. Anthony Ghelfi, (R)	4/2021
Jason Hammond (B)	4/2021
Lillian Holbrook, Secretary-Clerk (B)	4/2023
Rachel King, Vice-Chair (R)	4/2021
Kevin Moreira (R)	4/2023
Dr. Susan P. Prewandowski, (R)	4/2022
<b>Bristol-Plymouth Technical School District</b> (2-year term)	
Mark A. Dangoia (Bridgewater Rep)	4/2021
<b>Town Clerk</b> (3-year term)	
Marilee Kenney Hunt	4/2021
<b>Town Council</b> (3-year term)	
Frederick Chase, Precinct 4	4/2022
Peter Colombotos, Precinct 5	4/2020 holdover
Timothy Fitzgibbons, Precinct 2	4/2021
Dennis Gallagher, Councilor At-Large	4/2021
Shawn George, President, Precinct 3	4/2023
Mark Linde, appointed 2/4/2020 Precinct 6	Replaced at 4/2020 election
Aisha Losche, Precinct 1	4/2021
Matthew Rushton, Vice-President, Councilor At-Large	4/2022
Francis Sousa, Precinct 7	4/2022
William Wood, Precinct 6	4/2020
Vacancy from December 2019 until February 2020	Resigned 12/2019 Elected in 2020 Term ends 2023

## Town Officers

Department/ Phone Number		Name
<b>Accounting Manager</b>	508-697-0926	Laurie Guerrini
<b>Animal Control Officer</b>	508-659-1290	Lisa McKay
<b>Chief Assessor</b>	508-697-0928	Shelley McCauley
<b>Building &amp; Zoning Commissioner</b>	508-697-0904	Steven Solari
<b>Collector/Treasurer</b>	508-697-0936	Scott Bois
<b>Community &amp; Economic Development</b>		Jennifer Burke
<b>Director, Town Planner</b>	508-697-0907	
<b>Assistant Town Planner</b>		Elijah Romulus
<b>Conservation Agent</b>		Steve Solbo
<b>Environmental Planner</b>		Steve Solbo
<b>Zoning</b>		Jennifer Burke
<b>Constable--Terms End 12/2020</b>		Dave Asiaf Katherine Asiaf Marilee Kenney Hunt Joseph Latimer Adam Loomis Jolie Sprague Martin Michael Moore William Scharnick
<b>Assistant Town Manager</b>	508-697-0919	Kimberly Williams
<b>Elder Affairs Director</b>	508-697-0929	Emily Williams
<b>Electrical Inspector</b>	508-697-0904	Greg Paul
<b>Engineer (see Town Engineer)</b>		
<b>Finance Director</b>	508-697-0926	Anthony Sulmonte
<b>Fire Chief</b>	508-697-0900	Thomas Levy
<b>Deputy Fire Chief</b>		Michael MacDermott
<b>Hearings Officer</b>	508-697-0919	Michael Dutton
<b>Health Agent</b>	508-697-0903	Eric Badger
<b>Human Resources Director</b>	508-697-0919	Kimberly Williams
<b>Highway Superintendent</b>	508-697-0931	Ron Ladue
<b>Information Technology Director</b>	508-697-0966	Brad Dzierzak
<b>Network Technician</b>		Justin Viera
<b>Inspector of Animals</b>	508-659-1290	Lisa McKay
<b>Parks &amp; Recreation Supt.</b>	508-697-8020	Charles Simonds
<b>Plumbing &amp; Gas Inspector</b>	508-697-0904	Robert Cabral
<b>Police Chief</b>	508-697-6118	Christopher Delmonte
<b>Executive Officer</b>		Thomas J. Schlatz (Retired 5/1/20) Carl H. MacDermott III (took over 6/26/20)

**Town Officers (continued)**

<b>Department/ Phone Number</b>		<b>Name</b>
<b>Public Library Director</b>	508-697-3331	Jed Phillips
<b>Assistant Director</b>		Anne Gerald
<b>Interim Roadways Superintendent</b>	508-697-0931	Ronald Ladue
<b>Sealer of Weights &amp; Measures</b>	508-697-0904	David Moore
<b>Sewer Director, see Water Pollution Control</b>		
<b>Town Attorney</b>		Jason Rawlins
<b>Town Clerk</b>	508-697-0921	Marilee Kenney Hunt
<b>Assistant Town Clerk</b>		Jolie Sprague Martin
<b>Town Councilors</b>	508-659-1254	Dennis Gallagher
<b>At-Large Councilors</b>		Matthew Rushton
<b>Precinct Councilors</b>		
Precinct 1		Aisha Losche
Precinct 2		Timothy Fitzgibbons
Precinct 3		Shawn George
Precinct 4		Frederick Chase
Precinct 5		Peter Colombotos
Precinct 6		Mark Linde/ William Wood
Precinct 7		Francis Sousa
<b>Town Engineer</b>	508-697-0906	Azu Etoniru
<b>Town Manager</b>	508-697-0919	Michael Dutton
<b>Treasurer</b>	508-697-0936	Scott Bois
<b>Tree Warden (volunteer)</b>	508-697-0931	William Maltby
<b>Veterans' Agent</b>	508-697-0908	Roderick Walsh
<b>Water Pollution Control</b>	508-697-0937	Jonas Kazlauskas
<b>Water Supply Director</b>	508-697-0910	Jonas Kazlauskas
<b>Wiring Inspector</b>	508-697-0904	Greg Paul
<b>Zoning</b>		See Com & Eco Dev

# Boards, Committees, and Commissions

## Massachusetts's Open Meeting Law

As required by Massachusetts' Open Meeting Law, all Bridgewater appointed board, commission and committee meetings are posted and open to the public. Meeting dates, location, and times are posted at least 48 hours before the meeting and are available on the Town's web calendar.

- Type [www.bridgewaterma.org](http://www.bridgewaterma.org) in your browser
- Scroll to and click on "Calendar"

Posted meeting notices are also available in a binder at the Town Clerk's Office which is located at 66 Central Square. Meeting agendas and minutes are posted at the Town's website.

- Type [www.bridgewaterma.org](http://www.bridgewaterma.org) in your browser
- Scroll to "Quick Links"
- Select "Agendas and Minutes"

To request automatic notification of any or all meeting postings:

- Type [www.bridgewaterma.org](http://www.bridgewaterma.org) in your browser
- Select "Stay Informed"
- Sign up for notifications of your choice

## Boards, Committees and Commissions

Descriptions of the following boards, committees, and commissions can be found in the **Bridgewater MA Town Code**, available online at:

<http://www.bridgewaterma.org/documentcenter/view/1128>

The information below is in: PART II Administrative Code, Chapter I, Article III, Section "X".

For example, information on the Affordable Housing Trust is found in:

PART II Administrative Code, Chapter I (c. I), Article III (art III), Section 2 (§2).

Organization	Admin Code Section Term Expires
<b>Affordable Housing Trust</b> (2-year term) William M. Callahan Patrick Driscoll Town Manager (Michael Dutton), Chair – <i>ex officio</i> Two unappointed positions	Section 2 2021 2021 --
<b>Agricultural Commission</b> (3-year term) David Anderson	Section 3 2022
<b>Assessors, Board of</b> (3-year term) Ronald M. Barron, Clerk Milton Morris Scott Rubin, Chair	Section 4 2020 2020 2020

**Boards, Committees and Commissions (continued)**

<b>Organization</b>	<b>Admin Code Section Term Expires</b>
<b>Cable Advisory Committee</b> (3-year term) Tim Eric Christiansen Joseph Gillis Jr., Chair Sherley Phillips	Section 5 2020 2022 (Resigned 2020) 2021
<b>Charter Review Committee</b> Darren Boston Thomas Golden Janet Hanson Ed Ivaldi, Chair Cleonie Mainvielle, Vice-Chair Steve Persell Scott Pitta	<i>Ad hoc</i> committee reporting to Michael Dutton. Service dates 5/2020- 5/31/2021
<b>Citizens' Advisory Committee</b> (3-year term) Keith Buohl Lisa Buzzell-Curley Michael Flaherty Sherley Phillips John Sharland, Chair 2 vacancies	Section 6  2023 2023 2022 2023 2023
<b>Community Preservation Committee</b> (3-year term) Harry Bailey (Con Com Rep) Jean Guarino (Planning Board Rep) Gina Guasconi (Recreation Rep), Chair Carlton Hunt (At-Large), Vice-Chair Kevin James Mandeville (Open Space Rep) <i>Joshua McGraw, Administrative Assistant</i> Joan Neumeister (Housing Authority Rep) Stephen Rogan (Historical Commission Rep) William Smith (Historic District Commission Rep) 1 Vacancy Affordable Housing Trust Rep	Section 7  2022 2022 2021 2022 2022  2022 2022 2022
<b>Conant Trust Fund Committee</b> (5-year term) Harold Estabrook III, Assistant Treasurer Marie Fahey, Vice-Chair Michael Levy, Secretary/Clerk John Sylvia, Treasurer David Wolohojian, Chair	Section 8  2022 2024 2020 2021 2023



**Boards, Committees and Commissions (continued)**

<b>Organization</b>	<b>Admin Code Section Term Expires</b>
<b>Conservation Commission</b> (3-year term) Harry E. Bailey Jr., Vice-Chair <i>Steve Solbo, Staff Liaison</i> Marilyn MacDonald, Chair Eileen Prisco 2 vacancies	Section 9 2022 -- 2022 2023
<b>Cultural Council</b> (3-year term) Limit 2 consecutive terms Teresa Foley, Chair Kelsey Keefe, Community Outreach Justin McCauley, Treasurer Christina Montana Karen Peabody Matthew Putnam Jennifer Rogan Stephen Rogan, Co-Chair Stephen Sargent, Secretary Vacancies	Section 10  2022 2020 2021 2021 2022 2020 2022 2021 2021
<b>Disability Commission</b> (3-year term)  Matthew Bernstein Robert Bolger Lorraine Carrozza David Frim, Chair Henry Goldsmith, Secretary Anna Nakouzi	This commission is authorized under both the Admin Code Article III Section 11) and MA General Law (c. 40 §8J) 2021 2022 (Resigned 2020) 2023 2021 2022 2022
<b>Elder Affairs Commission</b> (3-year term) Karen Aicher Sandra Alley, Secretary Nicholas Bagas, Vice-Chair Bridget (Pat) Boyle Peter Caratelli Regina Cohen Joan Colombo Victor Delmonte, Treasurer David Frim, Chair Mary L. Harding Debra Heckbert Gloria Lemieux Diane Roza Robin Sherrick	Section 12 2022 2022 2022 2022 2021 2020 2021 2021 (Resigned 1/12/2020) 2022 2023 2021 2021 2021 2023

**Boards, Committees and Commissions (continued)**

<b>Organization</b>	<b>Admin Code Section Term Expires</b>
<b>Energy Committee</b> (3-year term) Carlton Hunt 2 Vacancies	Section 13 2022
<b>Financial Committee</b> (3-year term) Kathleen Blais (Town Manager Appointee) Christopher Blunt (Town Manager Appointee) George Haley (Town Clerk Appointee) Eric Langone, Chair (Town Manager Appointee) <i>Joshua McGraw, Secretary</i> Robert Rees (Town Clerk Appointee) Suzi Robinson (Town Clerk Appointee) Nathan Schofield (Town Council Appointee) Julie Scleparis (Town Council Appointee) William Wood (Town Manager Appointee) Lea Wyatt (Town Council Appointee)	Section 14 2021 2023  2022 2022  2021 2021 2023 2023 2021 2022 (Resigned 2020)
<b>Fire Station Building Committee, ad hoc</b> Alan Chuckran Timothy Donovan Michael Flaherty Casey Florence Thomas Levy Michael MacDermott Jim Reidy, appointed not sworn Matthew Rushton, Chair John Schlatz, appointed not sworn Peter Spiro Norman Whitaker Lea Wyatt	<i>Ad hoc</i> committee reporting to Michael Dutton formed to lead a project new Fire Station building project.
<b>Fishery Committee</b> (3-year term) Richard E. Benton, Secretary, Bridgewater (B) Skip Copeland (B) John Cruz, West Bridgewater, (WB) Harold Estabrook III, Chair (B) Robert Hanson (B) Donald MacDonald (WB) James Sniger (WB) James Souza (WB)	This is a 2-Town Committee: Bridgewater (B) and West Bridgewater (WB).  In Bridgewater, this committee is overseen by Parks & Recreation; in 2020, all positions continued.

**Boards, Committees and Commissions (continued)**

<b>Organization</b>		<b>Admin Code Section Term Expires</b>
<b>George Mitchell Elementary School Building Committee, <i>ad hoc</i></b>		<i>Ad hoc</i> committee formed by Michael Dutton to lead the George Mitchell School building project
Kathleen Blais (V) Dennis Bray (NV) Eric Desrochers (V) Michael Dolan Vice-Chair (V) Patrick Driscoll (V) Michael Dutton (NV) John Dzialo (V) John E. Gerrish, Chair (V) Lillian Holbrook, Clerk (V) Eric Langone (V) Mark Linde (V) Michael Losche (V)	Kathleen Macedo (NV) Josh, McGraw <i>Secretary</i> Lisa Ohman (NV) Joseph Oravec (V) Robert Pacheco (NV) Ryan Powers (NV) Harsh Rebello (V) Derek Swenson (NV) Scott Wauchope (V)	(V) = voting member (NV) = nonvoting member
<b>Health, Board of</b> (3-year term) Guillaume Dougados Patricia Neary William Prince		Section 15 2021 2022 2023 Appointed but not sworn in
<b>Historic District Commission</b> (3-year term) Marie Benoit Judith Gabriel, Vice-Chair James Kirkcaldy Dorothy Lamoreaux, <i>Secretary</i> Nancy Sarno William S. Smith, Chair		Section 16 Continuing 2022 Continuing -- Continuing 2022
<b>Historical Commission</b> (3-year term) Sharon Anderson David R. Moore Stephen Rogan, Chair Robert B. Wood, Vice-Chair 1 Member Vacancy 2 Alternates Member Vacancies		Section 17 2021 2021 2021 2021

**Boards, Committees and Commissions (continued)**

<b>Organization</b>	<b>Admin Code Section Term Expires</b>
<b>Housing Authority</b> (5-year term) Nicholas Bagas, Chair Lorraine Carrozza, Vice-Chair Stacy Driscoll Joan Neumeister (Governor's Appointee) Martha Shionis, Treasurer (Residential Rep) Judith Wilson	Section 18 2022 2024 2025 2023 2025 2020
<b>Housing Partnership Committee</b> Not appointed in 2020	Section 19
<b>Master Plan Committee</b> (3-year term) No committee was appointed in 2020 3 vacancies	Section 20
<b>Open Space Committee</b> (3-year term) Eileen Hiney, Chair Nicole Holmes Kevin Mandeville Maureen Minasian 1 Vacancy	Section 21 2022 2021 2022 2023
<b>Parks &amp; Recreation Commission</b> (3-year term) Thomas Arrighi Daniel Buron James Campbell <i>Carolyn B. (Brooke) Condon, Summer Staff Liaison</i> Michael Flaherty, Chair Gina Guasconi, Vice-Chair	Section 22  2020 2021 2022 -- 2020 2022
<b>Planning Board</b> (5-year term) Raymond Ajemian, Vice-Chair William Akins, Associate <i>Leslie Dorr, Staff Liaison</i> Patrick Driscoll, Chair Stephen Geller Jean C. Guarino Michael MacDonald Astrid Rojas, Associate 1 Associate Vacancy after 6/2020	Section 23 2023 2024 (Resigned 6/2020) -- 2020 2023 2021 2023 2024
<b>Registrars of Voters, Board of</b> (3-year term) Joseph Gillis Jr. (R) Town Clerk (Marilee Kenney Hunt [D]), Chair – <i>ex officio</i> Frances Jeffries (D) Stephen Mordas (R)	Section 24  2022 2024  2021 2023 (starting 8/5/2020)

**Boards, Committees and Commissions (continued)**

<b>Organization</b>	<b>Admin Code Section Term Expires</b>
<b>Sr. Assoc. Volunteer Experience Comm.</b> (3-yr term) (SAVE) Collector/Treasurer (Scott Bois) – <i>ex officio</i> Resident (Paula Bracken), Chair Principal Assessor (Shelley McCauley) – <i>ex officio</i> Elder Affairs Director (Emily Williams) – <i>ex officio</i> 1 Resident vacancy, non-SAVE recipients	Section 25  -- Continuing --  --
<b>Town River Fisheries Committee</b> <b>See Fishery Committee</b>	
<b>Transportation Committee</b> (3-year-term) Economic Development Director (Jennifer Burke) – <i>ex officio</i> Chief of Police (Christopher Delmonte) – <i>ex officio</i> Town Manager (Michael Dutton) – <i>ex officio</i> Roadways Supt. (Ronald Ladue) – <i>ex officio</i> Fire Chief (Thomas Levy) – <i>ex officio</i>	Section 26 -- -- -- -- -- --
<b>Veterans' Council</b> (3-year term) Louis Almond Dennise Caratazzola Charles Chisholm Pauline Grenier, Secretary William LaBossiere Ronald N. Lembo Luigi Primavera Robert (Chris) Rue Edmund Spencer Veterans' Agent (Roderick K. Walsh) – <i>ex officio</i> Several vacancies	Section 28 Continuing Continuing Continuing 2023 2021 2023 2020 2022 Continuing --
<b>Water &amp; Sewer Board</b> (3-year term) Joseph Bracken Jane Brown, <i>Staff Liaison</i> Robert Iafrate 2 Vacancies	Section 27 2022 -- 2020 (Resigned January 2020)
<b>Zoning Board of Appeals</b> (3-year term) Gerald Chipman, Vice-Chair Jasmin Farinacci, <i>Staff Liaison</i> Brian Heath, Vice-Chair/Chair Anna Klimas 2 Associate Vacancies	Section 29 2023 -- 2021 2021

## Administrative Personnel

<b>Accountant (Finance)</b> Angela Chandler, Laurie Guerrini, Laurie Mahoney, Michelle Rota, Melissa Sullivan	<b>508-697-0926</b>
<b>Assessor (Finance)</b> Michelle Burgess	<b>508-697-0928</b>
<b>Building/Inspectional Services (Com &amp; Eco Dev)</b> Ruth Card, Debra Cronin	<b>508-697-0904</b>
<b>Collector/Treasurer (Finance)</b> Teresa Gillis, Ann Larracey, Pamela Sproule, Nancy Wolfson	<b>508-697-0923</b>
<b>Conservation (Com &amp; Eco Dev)</b> Jasmin Farinacci	<b>508-697-0950</b>
<b>Elder Affairs</b> Joanne Caratelli through July 2020 Kristin Noonan through November 2020 Community Wellness & Volunteer Coordinator	<b>508-697-0929</b>   <b>508-659-1231</b>
<b>Fire</b> Anne Marie Hanley, Renee Rushton	<b>580-697-0900</b>
<b>Health, Board of (Com &amp; Eco Dev)</b> Laurie Keane	<b>508-697-0903</b>
<b>Highway (See Roadways)</b>	
<b>Human Resources</b> Tracey Lavoie, Payroll and Benefits Specialist Jessica Rojas, Human Resource Generalist	<b>508-697-0971</b> <b>508-697-0971</b>
<b>Inspectional Services (See Building)</b>	
<b>Licensing (Town Manager's Office)</b> Katherine Desrosiers	<b>508-697-0919 ext. 5</b>
<b>Parks and Recreation (formerly Recreation)</b> Brooke Condon (summers only)	<b>508-697-8020</b>
<b>Planning (Com &amp; Eco Dev)</b> Leslie Dorr, Jasmin Farinacci	<b>508-697-0950</b>

**Administrative Personnel (continued)**

<b>Police</b> Paula Bracken, Ann Marie Gill	<b>508-697-6118</b>
<b>Public Library</b> Rose Mamakos, Office Manager/Administration	<b>508-697-3331</b>
<b>Roadways (formerly Highway Dept.)</b> Kimberly Resmini-Bamberg	<b>508-697-0931</b>
<b>Town Clerk</b> Christine M. Nemes	<b>508-697-0921</b>
<b>Town Council</b> Ann Holmberg	<b>508-659-1254</b>
<b>Town Manager</b> Katherine Desrosiers	<b>508-697-0919 ext. 5</b>
<b>Treasurer (See Collector/Treasurer)</b>	
<b>Water &amp; Sewer</b> Lisa Brogan Jane Brown	<b>508-659-1312</b> <b>508-659-1311</b>
<b>Zoning (Com &amp; Eco Dev)</b> Jasmin Farinacci	<b>508-697-0950</b>

## 2020 Elections

This section of the report contains results for the four 2020 elections. They will be listed in the chronological order in which they occurred.

**Editors' Note:** Online readers, you may click on a page number in this table (below) to quickly jump to that specific election.

Presidential Primary Election Results .....	Page 18
Annual Town Election Results .....	Page 25
MA State Primary Election Results .....	Page 27
State and Presidential Election Results .....	Page 34

### TOWN OF BRIDGEWATER, MASSACHUSETTS Presidential Primary Election

Tuesday March 3, 2020

Bridgewater Mitchell at the Middle School, 166 Mt. Prospect Street

Voter Breakdown March 3, 2020				
Total # Registered Voters: 17,231				
Total # Ballots Cast: 5,821 (33% of registered voters)				
Distribution of voters by major designations (16,991 of total registered voters)				
Democrat # 3874	Republican # 2178	Green Rainbow #17	Unenrolled # 10831	Libertarian # 91

#### P=Precinct

33% Turnout	P1	P2	P3	P4	P5	P6	P7	TOTAL
Registered Voters	3379	2832	3422	1463	902	2452	2781	17231
Voters	1116	993	1211	533	306	672	990	5821

In accordance with the provisions of the foregoing warrant, the Town Clerk declared the polls open at 7:00 a.m. The election officers were sworn to their faithful performance of their duties. At 8:00 p.m., the polls were declared closed. The results on the following pages were certified by Marilee Kenney Hunt, Town Clerk.



### 3/3/2020 Presidential Primary Election (continued)

<b>PRESIDENTIAL PREFERENCE (Democrat)</b>	<b>P1</b>	<b>P2</b>	<b>P3</b>	<b>P4</b>	<b>P5</b>	<b>P6</b>	<b>P7</b>	<b>TOTAL</b>
DEVAL PATRICK	2	3	2	1	0	2	3	13
AMY KLOBUCHAR	10	11	12	2	1	7	11	54
ELIZABETH WARREN	110	127	98	51	53	82	114	635
MICHAEL BENNET	0	0	0	0	0	0	1	1
MICHAEL R. BLOOMBERG	102	77	117	61	28	67	75	527
TULSI GABBARD	6	7	12	2	2	7	9	45
CORY BOOKER	0	1	0	0	0	0	0	1
JULIÁN CASTRO	0	0	0	0	0	0	0	0
TOM STEYER	12	5	11	6	5	2	3	44
BERNIE SANDERS	210	172	205	104	84	176	236	1187
<b>JOSEPH R. BIDEN</b>	<b>303</b>	<b>277</b>	<b>328</b>	<b>155</b>	<b>65</b>	<b>153</b>	<b>243</b>	<b>1524</b>
JOHN K. DELANEY	0	0	0	1	0	0	0	1
ANDREW YANG	1	2	2	1	0	1	3	10
PETE BUTTIGIEG	42	33	40	15	5	13	20	168
MARIANNE WILLIAMSON	1	2	0	0	0	1	0	4
NO PREFERENCE	6	2	4	2	0	2	3	19
<i>Total number of write-ins</i>	0	3	1	1	1	0	0	6
Times Blank Voted	1	3	3	1	0	1	1	10
Total Ballots	806	725	835	403	244	514	722	4249

<b>STATE COMMITTEE MAN (Democrat)</b>	<b>P1</b>	<b>P2</b>	<b>P3</b>	<b>P4</b>	<b>P5</b>	<b>P6</b>	<b>P7</b>	<b>TOTAL</b>
<b>DENNIS C. GALLAGHER</b>	539	493	535	271	162	351	493	2844
<i>Total number of write-ins</i>	2	1	2	1	1	2	1	10
Times Blank Voted	265	231	298	131	81	161	228	1395
Total Ballots	806	725	835	403	244	514	722	4249

<b>STATE COMMITTEE WOMAN (Democrat)</b>	<b>P1</b>	<b>P2</b>	<b>P3</b>	<b>P4</b>	<b>P5</b>	<b>P6</b>	<b>P7</b>	<b>TOTAL</b>
<i>Total number of write-ins</i>	7	8	10	3	5	9	15	57
Times Blank Voted	799	717	825	400	239	505	707	4192
Total Ballots	806	725	835	403	244	514	722	4249

### 3/3/2020 Presidential Primary Election (continued)

<b>TOWN COMMITTEE GROUP (Democrat)</b>	<b>P1</b>	<b>P2</b>	<b>P3</b>	<b>P4</b>	<b>P5</b>	<b>P6</b>	<b>P7</b>	<b>TOTAL</b>
<b>GROUP</b>	350	285	327	157	99	207	318	1743
Times Blank Voted	456	440	508	246	145	307	404	2506
Total Ballots	806	725	835	403	244	514	722	4249

<b>TOWN COMMITTEE (Democrat)</b>	<b>P1</b>	<b>P2</b>	<b>P3</b>	<b>P4</b>	<b>P5</b>	<b>P6</b>	<b>P7</b>	<b>TOTAL</b>
<b>KEVIN GRIFFIN BLIGH</b>	396	310	371	172	116	225	347	1937
<b>BETHANN BLIGH</b>	389	313	370	170	113	227	355	1937
<b>MARK E. LINDE</b>	369	305	350	168	106	240	337	1875
<b>TERESA LINDE</b>	369	318	358	170	104	239	340	1898
<b>MICHAEL CHARLES MISCHEY</b>	359	293	341	160	103	217	325	1798
<b>DENNIS C. GALLAGHER</b>	434	375	410	201	125	245	384	2174
<b>JOHN T. PLOUFFE</b>	399	315	358	166	108	223	341	1910
<b>MICHELLE KRISTAN AHERN MISCHEY</b>	365	310	348	163	103	221	331	1841
<b>FREDERICK C. CHASE, JR.</b>	368	303	353	184	104	217	328	1857
<b>SHERLEY A. PHILLIPS</b>	373	314	370	170	108	235	341	1911
<b>MARILEE KENNEY HUNT</b>	439	384	430	227	127	252	415	2274
<b>MAUREEN J. MINASIAN</b>	374	314	366	171	109	228	337	1899
<b>CARLTON D. HUNT</b>	401	344	374	184	115	230	366	2014
<b>BRENDAN J. LEE</b>	361	307	354	167	113	218	333	1853
<b>LAUREN DeFILIPPO</b>	370	318	364	173	107	224	339	1895
<b>GINA M. GUASCONI</b>	415	352	383	193	119	249	390	2101
<b>FRANK R. YEATMAN</b>	368	305	346	166	110	219	332	1846
<b>TIM ERIC CHRISTIANSEN</b>	362	300	339	162	103	215	327	1808
<b>JEAN PHILOGENE</b>	368	303	344	162	105	215	330	1827
<b>MATTHEW A. GERRITSEN</b>	360	296	344	160	105	219	324	1808
<b>EILEEN HINEY</b>	370	323	352	171	111	224	337	1888
<b>MATTHEW R. LYFORD</b>	366	299	341	160	105	215	335	1821
<b>LORI-ANN TUNEWICZ-GAVIN</b>	376	326	386	176	114	228	339	1945
<b>MARY J. PENDLETON</b>	390	309	358	166	107	221	333	1884
<b>CRISTINA MELLO AJEMIAN</b>	380	325	357	171	110	229	346	1918
<b>NORA L. TARR</b>	369	314	354	163	108	223	338	869
<i>Total number of write-ins</i>	7	9	10	5	2	14	6	53
Times Blank Voted	18313	17091	19785	9604	5680	12069	16279	98821
Total Ballots	806	725	835	403	244	514	722	4249

### 3/3/2020 Presidential Primary Election (continued)

<b>PRESIDENTIAL PREFERENCE (Republican)</b>	<b>P1</b>	<b>P2</b>	<b>P3</b>	<b>P4</b>	<b>P5</b>	<b>P6</b>	<b>P7</b>	<b>TOTAL</b>
WILLIAM F. WELD	21	21	16	10	6	6	13	93
JOE WALSH	0	2	3	1	1	1	2	10
<b>DONALD J. TRUMP</b>	280	232	349	118	53	145	242	1419
ROQUE "ROCKY" DE LA FUENTE	0	0	1	0	0	0	0	1
NO PREFERENCE	6	5	2	0	1	3	2	19
<i>Total number of write-ins</i>	1	2	2	0	0	0	2	7
Times Blank Voted	1	1	0	1	0	1	1	5
Total Ballots	309	263	373	130	61	156	262	1554

<b>STATE COMMITTEE MAN (Republican)</b>	<b>P1</b>	<b>P2</b>	<b>P3</b>	<b>P4</b>	<b>P5</b>	<b>P6</b>	<b>P7</b>	<b>TOTAL</b>
<b>MARK E. TOWNSEND</b>	144	132	191	58	31	89	121	766
BRIAN S. KENNEDY	129	99	141	60	21	60	111	621
<i>Total number of write-ins</i>	0	1	1	1	0	0	0	3
Times Blank Voted	36	31	40	11	9	7	30	164
Total Ballots	309	263	373	130	61	156	262	1554

<b>STATE COMMITTEE WOMAN (Republican)</b>	<b>P1</b>	<b>P2</b>	<b>P3</b>	<b>P4</b>	<b>P5</b>	<b>P6</b>	<b>P7</b>	<b>TOTAL</b>
<b>KIM M. PALMER</b>	165	144	189	67	35	89	146	835
MARIA S. COLLINS	109	89	137	48	15	60	81	539
<i>Total number of write-ins</i>	0	1	1	1	0	0	0	3
Times Blank Voted	35	29	46	14	11	7	35	177
Total Ballots	309	263	373	130	61	156	262	1554

<b>TOWN COMMITTEE GROUP (Republican)</b>	<b>P1</b>	<b>P2</b>	<b>P3</b>	<b>P4</b>	<b>P5</b>	<b>P6</b>	<b>P7</b>	<b>TOTAL</b>
<b>GROUP</b>	111	95	154	47	21	60	113	601
Times Blank Voted	198	168	219	83	40	96	149	953
Total Ballots	309	263	373	130	61	156	262	1554

### 3/3/2020 Presidential Primary Election (continued)

<b>TOWN COMMITTEE (Republican)</b>	<b>P1</b>	<b>P2</b>	<b>P3</b>	<b>P4</b>	<b>P5</b>	<b>P6</b>	<b>P7</b>	<b>TOTAL</b>
<b>PAULA A. LEHTOLA</b>	146	129	192	61	32	83	136	779
<b>JOSEPH GILLIS, JR.</b>	162	129	204	71	30	70	142	807
<b>MARY F. GOULART</b>	135	114	176	52	24	65	129	695
<b>FRANCES T. PAPARO</b>	126	110	171	57	22	65	125	676
<b>STEPHEN L. MORDAS</b>	129	106	175	51	24	64	133	682
<b>SANDRA M. WRIGHT</b>	138	123	189	54	26	71	138	739
<b>ANGELO L. D'EMILIA</b>	210	178	251	91	41	110	178	1059
<b>PAULA C. DOHERTY</b>	146	121	181	56	27	71	135	737
<b>MATTHEW THOMAS RUSHTON</b>	150	126	194	61	23	75	136	764
<i>Total number of write-ins</i>	1	5	3	4	0	2	2	17
Times Blank Voted	9472	8064	11319	3992	1886	4784	7916	47400
Total Ballots	309	263	373	130	61	156	262	1553

<b>PRESIDENTIAL PREFERENCE (Libertarian)</b>	<b>P1</b>	<b>P2</b>	<b>P3</b>	<b>P4</b>	<b>P55</b>	<b>P6</b>	<b>P7</b>	<b>TOTAL</b>
ARVIN VOHRA	0	0	0	0	0	0	0	0
VERMIN LOVE SUPREME	0	0	1	0	0	0	0	1
JACOB GEORGE HORNBERGER	0	0	0	0	0	0	0	0
SAMUEL JOSEPH ROBB	0	0	0	0	0	0	0	0
DAN TAXATION IS THEFT BEHRMAN	0	0	0	0	0	1	0	1
KIMBERLY MARGARET RUFF	0	0	0	0	0	0	1	1
KENNETH REED ARMSTRONG	0	0	0	0	0	0	0	0
ADAM KOKESH	0	0	0	0	0	0	1	1
JO JORGENSEN	0	0	0	0	0	0	0	0
MAX ABRAMSON	0	0	0	0	0	0	0	0
<b>NO PREFERENCE</b>	0	1	0	0	0	0	2	3
<i>Total number of write-ins</i>	0	1	0	0	1	1	0	3
Times Blank Voted	0	0	1	0	0	0	0	1
Total Ballots	0	2	2	0	1	2	4	11

### 3/3/2020 Presidential Primary Election (continued)

<b>STATE COMMITTEE MAN (Libertarian)</b>	<b>P1</b>	<b>P2</b>	<b>P3</b>	<b>P4</b>	<b>P5</b>	<b>P6</b>	<b>P7</b>	<b>TOTAL</b>
<i>Total number of write-ins</i>	0	1	1	0	0	1	0	3
Times Blank Voted	0	1	1	0	1	1	4	8
Total Ballots	0	2	2	0	1	2	4	11

<b>STATE COMMITTEE WOMAN (Libertarian)</b>	<b>P1</b>	<b>P2</b>	<b>P3</b>	<b>P4</b>	<b>P5</b>	<b>P6</b>	<b>P7</b>	<b>TOTAL</b>
<i>Total number of write-ins</i>	0	1	1	0	0	0	0	2
Times Blank Voted	0	1	1	0	1	2	4	9
Total Ballots	0	2	2	0	1	2	4	11

<b>TOWN COMMITTEE (Libertarian)</b>	<b>P1</b>	<b>P2</b>	<b>P3</b>	<b>P4</b>	<b>P5</b>	<b>PP6</b>	<b>P7</b>	<b>TOTAL</b>
<i>Total number of write-ins</i>	0	0	0	0	0	0	0	0
Times Blank Voted	0	20	20	0	10	20	40	110
Total Ballots	0	2	2	0	1	2	4	11

<b>PRESIDENTIAL PREFERENCE (Green)</b>	<b>P1</b>	<b>P2</b>	<b>P3</b>	<b>P4</b>	<b>P5</b>	<b>P6</b>	<b>P7</b>	<b>TOTAL</b>
DARIO HUNTER	0	1	0	0	0	0	0	1
SKCM CURRY	0	0	0	0	0	0	1	1
KENT MESPLAY	0	0	0	0	0	0	0	0
HOWARD HAWKINS	0	0	0	0	0	0	0	0
<b>NO PREFERENCE</b>	0	0	1	0	0	0	1	2
<i>Total number of write-ins</i>	1	2	0	0	0	0	0	3
Times Blank Voted	0	0	0	0	0	0	0	0
Total Ballots	1	3	1	0	0	0	2	7

<b>STATE COMMITTEE MAN (Green)</b>	<b>P1</b>	<b>P2</b>	<b>P3</b>	<b>P4</b>	<b>P5</b>	<b>P6</b>	<b>P7</b>	<b>TOTAL</b>
<i>Total number of write-ins</i>	0	1	1	0	0	0	0	2
Times Blank Voted	1	2	0	0	0	0	2	5
Total Ballots	1	3	1	0	0	0	2	7

### 3/3/2020 Presidential Primary Election (continued)

<b>STATE COMMITTEE WOMAN (Green)</b>	<b>P1</b>	<b>P2</b>	<b>P3</b>	<b>P4</b>	<b>P5</b>	<b>P6</b>	<b>P7</b>	<b>TOTAL</b>
<i>Total number of write-ins</i>	0	1	1	0	0	0	0	2
Times Blank Voted	1	2	0	0	0	0	2	5
Total Ballots	1	3	1	0	0	0	2	7

<b>TOWN COMMITTEE (GRN)</b>	<b>P1</b>	<b>P2</b>	<b>P3</b>	<b>P4</b>	<b>P5</b>	<b>P6</b>	<b>P7</b>	<b>TOTAL</b>
<i>Total number of write-ins</i>	0	0	1	0	0	0	0	1
Times Blank Voted	10	30	9	0	0	0	20	69
Total Ballots	1	3	1	0	0	0	2	7

A true copy, Attest:  
 Marilee Kenney Hunt  
 Town Clerk

## Annual Town Election

Saturday, June 27, 2020 (By Charter, the Annual Town election is to be held the last Saturday preceding the last Monday in April. Because of the COVID-19 pandemic the election was postponed to June.)

Bridgewater Mitchell at the Middle School, 166 Mt. Prospect Street

<b>Voter Breakdown June 27, 2020</b>
Total # Registered Voters: 17,365
Total # Ballots Cast: 577 (3.2 % of registered voters)

In accordance with the provisions of the foregoing warrant, election officers were sworn to faithful performance of their duties by the Town Clerk, who declared the polls open at 10:00 a.m. The polls were declared closed at 4:00 p.m. and the election results were read by Town Clerk Marilee Kenney Hunt. Total votes cast: 577

### Town Councilor District 3 (P=Precinct)

<b>TOWN COUNCILOR</b>	<b>P1</b>	<b>P2</b>	<b>P3</b>	<b>P4</b>	<b>P5</b>	<b>P6</b>	<b>P7</b>	<b>TOTAL</b>
Shawn P. George Candidate for Re-Election			98					98
Blanks			4					4
Write Ins (All Others)			2					2
Total			104					104

### Town Councilor District 5 (P=Precinct)

<b>TOWN COUNCILOR</b>	<b>P1</b>	<b>P2</b>	<b>P3</b>	<b>P4</b>	<b>P5</b>	<b>P6</b>	<b>P7</b>	<b>TOTAL</b>
Blanks					20			20
Write Ins (All Others)					4			4
Peter Colombotos (Write In)					5			5
Total					29			29

### Town Councilor District 6 (P=Precinct)

<b>TOWN COUNCILOR</b>	<b>P1</b>	<b>P2</b>	<b>P3</b>	<b>P4</b>	<b>P5</b>	<b>P6</b>	<b>P7</b>	<b>TOTAL</b>
William D. Wood						113		113
Mark E. Linde						79		79
Blanks						1		1
Write Ins (All Others)						3		3
Total						196		196

**6/27/2020 Annual Town Election (continued)**

**Bridgewater-Raynham Regional School Committee (Bridgewater) (P=Precinct)**

	P1	P2	P3	P4	P5	P6	P7	Total
Lillian E. Holbrook, Candidate for Re-Election	73	56	98	34	26	153	77	517
Blanks	2	2	5	1	3	40	2	55
Write Ins (All Others)	0	0	1	0	0	3	1	5
Total	75	58	104	35	29	196	80	577

**Bridgewater-Raynham Regional School Committee (Raynham) (P=Precinct)**

	P1	P2	P3	P4	P5	P6	P7	Total
Kevin Moreira, Candidate for Re-Election	71	53	92	35	23	149	68	491
Blanks	4	5	10	0	6	45	10	80
Write Ins (All Others)	0	0	2	0	0	2	2	6
Total	75	58	104	35	29	196	80	577

**Trustees of Public Library (P=Precinct)**

	P1	P2	P3	P4	P5	P6	P7	Total
Constance H. Franciosi, Candidate for Re-Election	71	52	96	34	26	155	78	512
Blanks	148	119	208	67	55	426	154	1177
Write Ins (All Others)	5	2	8	0	2	7	8	32
Robyn Golden (Write In)	1	0	0	2	4	0	0	7
Andrew Harding (Write In)	0	1	0	2	0	0	0	3
Total	225	174	312	105	87	588	240	1731

A true copy, Attest:  
 Marilee Kenney Hunt  
 Town Clerk



## State Primary Election

Tuesday September 1, 2020

Brigewater Mitchell at the Middle School, 166 Mt. Prospect Street

<b>Voter Breakdown September 1, 2020</b>
Total # Registered Voters: 17626
Total # Ballots Cast: 5270 (29% of registered voters)

<b>29% Turnout</b>	<b>P1</b>	<b>P2</b>	<b>P3</b>	<b>P4</b>	<b>P5</b>	<b>P6</b>	<b>P7</b>	<b>Total</b>
Registered voters	3448	2894	3521	1507	905	2506	2845	17626
Voters	1015	905	1138	463	262	610	877	5270

In accordance with the provisions of the foregoing warrant, election officers were sworn to faithful performance of their duties by the Town Clerk, who declared the polls open at 7:00 a.m. The polls were declared closed at 8:00 p.m. and the election results were read by Town Clerk Marilee Kenney Hunt. Total votes cast: 5,270

<b>SENATOR IN CONGRESS (Democrat)</b>	<b>P1</b>	<b>P2</b>	<b>P3</b>	<b>P4</b>	<b>P5</b>	<b>P6</b>	<b>P7</b>	<b>Total</b>
Edward J. Markey	347	339	334	175	100	233	314	1842
Joseph P. Kennedy III	435	346	503	195	96	251	352	2178
<i>Total number of write-ins (All others)</i>	3	2	0	1	0	1	1	8
Times Blank Voted	2	7	1	2	1	3	2	18
Total Ballots	787	694	838	373	197	488	669	4046

<b>REPRESENTATIVE IN CONGRESS Eighth District (Democrat)</b>	<b>P1</b>	<b>P2</b>	<b>P3</b>	<b>P4</b>	<b>P5</b>	<b>P6</b>	<b>P7</b>	<b>Total</b>
Stephen F. Lynch	521	474	592	249	113	325	422	2696
Robbie H. Goldstein	232	198	221	112	75	147	224	1209
<i>Total number of write-ins (All others)</i>	1	1	0	3	1	1	1	8
Times Blank Voted	33	21	25	9	8	15	22	133
Total Ballots	787	694	838	373	197	488	669	4046

<b>COUNCILLOR FIRST DISTRICT (Democrat)</b>	<b>P1</b>	<b>P2</b>	<b>P3</b>	<b>P4</b>	<b>P5</b>	<b>P6</b>	<b>P7</b>	<b>Total</b>
Joseph C. Ferreira	560	488	597	257	142	365	481	2890
<i>Total number of write-ins (All others)</i>	1	4	3	5	1	3	3	20
Times Blank Voted	226	202	238	111	54	120	185	1136
Total Ballots	787	694	838	373	197	488	669	4046

**9/1/2020 State Primary Election (continued)**

<b>SENATOR IN GENERAL COURT First Plymouth &amp; Bristol District (Democrat)</b>	<b>P1</b>	<b>P2</b>	<b>P3</b>	<b>P4</b>	<b>P5</b>	<b>P6</b>	<b>P7</b>	<b>Total</b>
Marc R. Pacheco	618	526	637	295	153	377	527	3133
<i>Total number of write-ins (All others)</i>	3	7	3	3	2	1	1	20
Times Blank Voted	166	161	198	75	42	110	141	893
Total Ballots	787	694	838	373	197	488	669	4046

<b>REPRESENTATIVE IN GENERAL COURT Eighth Plymouth District (Democrat)</b>	<b>P1</b>	<b>P2</b>	<b>P3</b>	<b>P4</b>	<b>P5</b>	<b>P6</b>	<b>P7</b>	<b>Total</b>
<i>Total number of write-ins (All others)</i>	28	17	10	7	5	6	20	93
Times Blank Voted	759	677	828	366	192	482	649	3953
Total Ballots	787	694	838	373	197	488	669	4046

<b>REGISTER OF PROBATE Plymouth County (Democrat)</b>	<b>P1</b>	<b>P2</b>	<b>P3</b>	<b>P4</b>	<b>P5</b>	<b>P6</b>	<b>P7</b>	<b>Total</b>
Matthew J. McDonough	563	479	600	263	144	356	489	2894
<i>Total number of write-ins (All others)</i>	3	3	4	3	1	1	0	15
Times Blank Voted	221	212	234	107	52	131	180	1137
Total Ballots	787	694	838	373	197	488	669	4046

<b>COUNTY COMMISSIONER Plymouth County (Democrat) Vote for 2</b>	<b>P1</b>	<b>P2</b>	<b>P3</b>	<b>P4</b>	<b>P5</b>	<b>P6</b>	<b>P7</b>	<b>Total</b>
Gregory M. Hanley	346	293	380	142	91	223	304	1779
Michael G. Bradley	192	162	224	90	52	101	169	990
Carlos A. F. DaSilva	252	203	219	100	61	157	199	1191
John Patrick Riordan	299	275	332	137	56	171	258	1528
<i>Total number of write-ins (All others)</i>	1	5	0	5	0	0	1	12
Times Blank Voted	484	450	521	272	134	324	407	2592
Total Ballots	1574	1388	1676	746	197	976	1338	8092

**9/1/2020 State Primary Election (continued)**

<b>COUNTY TREASURER Plymouth County (Democrat)</b>	<b>P1</b>	<b>P2</b>	<b>P3</b>	<b>P4</b>	<b>P5</b>	<b>P6</b>	<b>P7</b>	<b>Total</b>
Thomas J. O'Brien	569	486	613	274	142	370	504	2958
<i>Total number of write-ins (All others)</i>	1	4	3	3	1	1	0	13
Times Blank Voted	217	204	222	96	54	117	165	1075
Total Ballots	787	694	838	373	197	488	669	4046

<b>SENATOR IN CONGRESS (Republican)</b>	<b>P1</b>	<b>P2</b>	<b>P3</b>	<b>P4</b>	<b>P5</b>	<b>P6</b>	<b>P7</b>	<b>Total</b>
Shiva Ayyadurai	86	90	99	39	32	42	71	459
Kevin J. O'Connor	132	111	191	45	29	73	122	703
<i>Total number of write-ins (All others)</i>	3	0	4	0	0	0	3	10
Times Blank Voted	5	8	2	1	4	4	9	33
Total Ballots	226	209	296	85	65	119	205	1205

<b>REPRESENTATIVE IN CONGRESS Eighth District (Republican)</b>	<b>P1</b>	<b>P2</b>	<b>P3</b>	<b>P4</b>	<b>P5</b>	<b>P6</b>	<b>P7</b>	<b>Total</b>
<i>Total number of write-ins (All others)</i>	12	19	11	4	1	5	5	57
Times Blank Voted	214	190	285	81	64	114	200	1148
Total Ballots	226	209	296	85	65	119	205	1205

<b>COUNCILLOR FIRST DISTRICT (Republican)</b>	<b>P1</b>	<b>P2</b>	<b>P3</b>	<b>P4</b>	<b>P5</b>	<b>P6</b>	<b>P7</b>	<b>Total</b>
<i>Total number of write-ins (All others)</i>	3	16	6	1	1	4	1	32
Times Blank Voted	223	193	290	84	64	115	204	1173
Total Ballots	226	209	296	85	65	119	205	1205

<b>SENATOR IN GENERAL COURT First Plymouth &amp; Bristol District (Republican)</b>	<b>P1</b>	<b>P2</b>	<b>P3</b>	<b>P4</b>	<b>P5</b>	<b>P6</b>	<b>P7</b>	<b>Total</b>
<i>Total number of write-ins (All others)</i>	3	15	6	1	1	2	1	29
Times Blank Voted	223	194	290	84	64	117	204	1176
Total Ballots	226	209	296	85	65	119	205	1205

**9/1/2020 State Primary Election (continued)**

<b>REPRESENTATIVE IN GENERAL COURT Eighth Plymouth District (Republican)</b>	<b>P1</b>	<b>P2</b>	<b>P3</b>	<b>P4</b>	<b>P5</b>	<b>P6</b>	<b>P7</b>	<b>Total</b>
Angelo L. D'Emilia	183	176	242	65	59	101	175	1001
<i>Total number of write-ins (All others)</i>	2	1	2	0	0	0	1	6
Times Blank Voted	41	32	52	20	6	18	29	198
Total Ballots	226	209	296	85	65	119	205	1205

<b>REGISTER OF PROBATE Plymouth County (Republican)</b>	<b>P1</b>	<b>P2</b>	<b>P3</b>	<b>P4</b>	<b>P5</b>	<b>P6</b>	<b>P7</b>	<b>Total</b>
<i>Total number of write-ins (All others)</i>	4	14	5	1	1	1	13	39
Times Blank Voted	222	195	291	84	64	118	192	1166
Total Ballots	226	209	296	85	65	119	205	1205

<b>COUNTY COMMISSIONER Plymouth County (Republican) Vote for two</b>	<b>P1</b>	<b>P2</b>	<b>P3</b>	<b>P4</b>	<b>P5</b>	<b>P6</b>	<b>P7</b>	<b>Total</b>
Jared L. Valanzola	157	149	225	60	49	93	151	884
<i>Total number of write-ins (All others)</i>	2	1	4	0	1	1	0	9
Times Blank Voted	293	268	363	110	80	144	259	1517
Total Ballots	452	418	592	170	130	238	410	2410

<b>COUNTY TREASURER Plymouth County (Republican)</b>	<b>P1</b>	<b>P2</b>	<b>P3</b>	<b>P4</b>	<b>P5</b>	<b>P6</b>	<b>P7</b>	<b>Total</b>
Carina Leeza Mompelas	154	140	204	58	49	88	148	841
<i>Total number of write-ins (All others)</i>	3	0	2	0	1	1	2	9
Times Blank Voted	69	69	90	27	15	30	55	355
Total Ballots	226	209	296	85	65	119	205	1205

<b>SENATOR IN CONGRESS (Green Rainbow)</b>	<b>P1</b>	<b>P2</b>	<b>P3</b>	<b>P4</b>	<b>P5</b>	<b>P6</b>	<b>P7</b>	<b>Total</b>
<i>Total number of write-ins (All others)</i>	0	1	0	1	0	1	0	3
Times Blank Voted	1	0	0	0	0	1	0	2
Total Ballots	1	1	0	1	0	2	0	5

**9/1/2020 State Primary Election (continued)**

<b>REPRESENTATIVE IN CONGRESS Eighth District (Green Rainbow)</b>	<b>P1</b>	<b>P2</b>	<b>P3</b>	<b>P4</b>	<b>P5</b>	<b>P6</b>	<b>P7</b>	<b>Total</b>
<i>Total number of write-ins (All others)</i>	0	0	0	1	0	0	0	1
Times Blank Voted	1	1	0	0	0	2	0	4
Total Ballots	1	1	0	1	0	2	0	5

<b>COUNCILLOR FIRST DISTRICT (Green Rainbow)</b>	<b>P1</b>	<b>P2</b>	<b>P3</b>	<b>P4</b>	<b>P5</b>	<b>P6</b>	<b>P7</b>	<b>Total</b>
<i>Total number of write-ins (All others)</i>	0	0	0	0	0	0	0	0
Times Blank Voted	1	1	0	1	0	2	0	5
Total Ballots	1	1	0	1	0	2	0	5

<b>SENATOR IN GENERAL COURT First Plymouth &amp; Bristol District (Green Rainbow)</b>	<b>P1</b>	<b>P2</b>	<b>P3</b>	<b>P4</b>	<b>P5</b>	<b>P6</b>	<b>P7</b>	<b>Total</b>
<i>Total number of write-ins (All others)</i>	0	0	0	0	0	0	0	0
Times Blank Voted	1	1	0	1	0	2	0	5
Total Ballots	1	1	0	1	0	2	0	5

<b>REPRESENTATIVE IN GENERAL COURT Eighth Plymouth District (Green Rainbow)</b>	<b>P1</b>	<b>P2</b>	<b>P3</b>	<b>P4</b>	<b>P5</b>	<b>P6</b>	<b>P7</b>	<b>Total</b>
<i>Total number of write-ins (All others)</i>	0	0	0	0	0	0	0	0
Times Blank Voted	1	1	0	1	0	2	0	5
Total Ballots	1	1	0	1	0	2	0	5

<b>REGISTER OF PROBATE Plymouth County (Green Rainbow)</b>	<b>P1</b>	<b>P2</b>	<b>P3</b>	<b>P4</b>	<b>P5</b>	<b>P6</b>	<b>P7</b>	<b>Total</b>
<i>Total number of write-ins (All others)</i>	0	0	0	0	0	0	0	0
Times Blank Voted	1	1	0	1	0	2	0	5
Total Ballots	1	1	0	1	0	2	0	5

**9/1/2020 State Primary Election (continued)**

<b>COUNTY COMMISSIONER Plymouth County (Green Rainbow) Vote for two</b>	<b>P1</b>	<b>P2</b>	<b>P3</b>	<b>P4</b>	<b>P5</b>	<b>P6</b>	<b>P7</b>	<b>Total</b>
<i>Total number of write-ins (All others)</i>	0	0	0	2	0	0	0	2
Times Blank Voted	2	2	0	0	0	4	0	8
Total Ballots	2	2	0	2	0	4	0	10

<b>COUNTY TREASURER Plymouth County (Green Rainbow)</b>	<b>P1</b>	<b>P2</b>	<b>P3</b>	<b>P4</b>	<b>P5</b>	<b>P6</b>	<b>P7</b>	<b>Total</b>
<i>Total number of write-ins (All others)</i>	0	0	0	0	0	0	0	0
Times Blank Voted	1	1	0	1	0	2	0	5
Total Ballots	1	1	0	1	0	2	0	5

<b>SENATOR IN CONGRESS (Libertarian)</b>	<b>P1</b>	<b>P2</b>	<b>P3</b>	<b>P4</b>	<b>P5</b>	<b>P6</b>	<b>P7</b>	<b>Total</b>
<i>Total number of write-ins (All others)</i>	1	1	4	4	0	1	2	13
Times Blank Voted	0	0	0	0	0	0	1	1
Total Ballots	1	1	4	4	0	1	3	14

<b>REPRESENTATIVE IN CONGRESS Eighth District (Libertarian)</b>	<b>P1</b>	<b>P2</b>	<b>P3</b>	<b>P4</b>	<b>P5</b>	<b>P6</b>	<b>P7</b>	<b>Total</b>
<i>Total number of write-ins (All others)</i>	1	1	2	4	0	0	0	8
Times Blank Voted	0	0	2	0	0	1	3	6
Total Ballots	1	1	4	4	0	1	3	14

<b>COUNCILLOR FIRST DISTRICT (Libertarian)</b>	<b>P1</b>	<b>P2</b>	<b>P3</b>	<b>P4</b>	<b>P5</b>	<b>P6</b>	<b>P7</b>	<b>Total</b>
<i>Total number of write-ins (All others)</i>	1	1	1	3	0	0	0	6
Times Blank Voted	0	0	3	1	0	1	3	8
Total Ballots	1	1	4	4	0	1	3	14

**9/1/2020 State Primary Election (continued)**

<b>SENATOR IN GENERAL COURT First Plymouth &amp; Bristol District (Libertarian)</b>	<b>P1</b>	<b>P2</b>	<b>P3</b>	<b>P4</b>	<b>P5</b>	<b>P6</b>	<b>P7</b>	<b>Total</b>
<i>Total number of write-ins (All others)</i>	1	1	1	3	0	1	0	7
Times Blank Voted	0	0	3	1	0	0	3	7
Total Ballots	1	1	4	4	0	1	3	14

<b>REPRESENTATIVE IN GENERAL COURT Eighth Plymouth District (Libertarian)</b>	<b>P1</b>	<b>P2</b>	<b>P3</b>	<b>P4</b>	<b>P5</b>	<b>P6</b>	<b>P7</b>	<b>Total</b>
<i>Total number of write-ins (All others)</i>	1	1	2	2	0	0	0	6
Times Blank Voted	0	0	2	2	0	1	3	8
Total Ballots	1	1	4	4	0	1	3	14

<b>REGISTER OF PROBATE Plymouth County (Libertarian)</b>	<b>P1</b>	<b>P2</b>	<b>P3</b>	<b>P4</b>	<b>P5</b>	<b>P6</b>	<b>P7</b>	<b>Total</b>
<i>Total number of write-ins (All others)</i>	1	1	2	3	0	0	0	7
Times Blank Voted	0	0	2	1	0	1	3	7
Total Ballots	1	1	4	4	0	1	3	14

<b>COUNTY COMMISSIONER Plymouth County (Libertarian) Vote for two</b>	<b>P1</b>	<b>P2</b>	<b>P3</b>	<b>P4</b>	<b>P5</b>	<b>P6</b>	<b>P7</b>	<b>Total</b>
<i>Total number of write-ins (All others)</i>	2	1	3	6	0	0	0	12
Times Blank Voted	0	1	5	2	0	2	6	16
Total Ballots	2	2	8	8	0	2	6	28

<b>COUNTY Treasurer Plymouth County (Libertarian)</b>	<b>P1</b>	<b>P2</b>	<b>P3</b>	<b>P4</b>	<b>P5</b>	<b>P6</b>	<b>P7</b>	<b>Total</b>
<i>Total number of write-ins (All others)</i>	1	1	2	3	0	1	0	8
Times Blank Voted	0	0	2	1	0	0	3	6
Total Ballots	1	1	4	4	0	1	3	14

A true copy, Attest:  
Marilee Kenney Hunt, Town Clerk

## State and Presidential Election

Tuesday November 3, 2020

Bridgewater Mitchell at the Middle School, 166 Mt. Prospect Street

<b>Voter Breakdown November 3, 2020</b>				
Total # Registered Voters: 18,272				
Total # Ballots Cast: 14,703 (80.47% of registered voters)				
Distribution of voters by major designations (18,040 of total registered voters)				
Democrat # 4030	Republican # 2252	Green Rainbow # 15	Unenrolled # 11657	Libertarian 86

### P=Precinct

<b>80.47% Turnout</b>	<b>P1</b>	<b>P2</b>	<b>P3</b>	<b>P4</b>	<b>P5</b>	<b>P6</b>	<b>P7</b>	<b>TOTAL</b>
<b>Registered Voters</b>	3569	2972	3654	1559	939	2648	2931	18272
<b>Voters</b>	2932	2418	3131	1287	723	1922	2290	14703

In accordance with the provisions of the foregoing warrant, election officers were sworn to faithful performance of their duties by the Town Clerk, who declared the polls open at 7:00 a.m. The polls were declared closed at 8:00 p.m. and the election results were read by Town Clerk Marilee Kenney Hunt. Total votes cast: 14,703

<b>ELECTORS OF PRESIDENT and VICE PRESIDENT</b>	<b>P1</b>	<b>P2</b>	<b>P3</b>	<b>P4</b>	<b>P5</b>	<b>P6</b>	<b>P7</b>	<b>TOTAL</b>
<b>BIDEN &amp; HARRIS</b>	1465	1256	1513	681	412	1102	1259	7688
HAWKINS & WALKER	16	12	7	3	6	14	14	72
JORGENSEN & COHEN	37	39	34	18	17	36	39	220
TRUMP & PENCE	1377	1088	1550	571	279	749	958	6572
<i>Total number of write-ins (All Others)</i>	18	11	10	3	3	12	7	64
Times Blank Voted	19	12	17	11	6	9	13	87
Total Ballots	2932	2418	3131	1287	723	1922	2290	14703



**11/3/2020 State and Presidential Election (continued)**

<b>SENATOR IN CONGRESS</b>	<b>P1</b>	<b>P2</b>	<b>P3</b>	<b>P4</b>	<b>P5</b>	<b>P6</b>	<b>P7</b>	<b>TOTAL</b>
<b>EDWARD J. MARKEY</b>	1477	1258	1528	663	407	1142	1297	7772
KEVIN J. O'CONNOR	1337	1058	1514	565	291	691	902	6358
Dr. Shiva Ayyadurai PHD (Write In Candidate)	27	17	19	14	7	16	10	110
<i>Total number of write-ins (All Others)</i>	0	1	1	0	0	1	1	4
Times Blank Voted	91	84	69	45	18	72	80	459
Total Ballots	2932	2418	3131	1287	723	1922	2290	14703

<b>REPRESENTATIVE IN CONGRESS Eighth District</b>	<b>P1</b>	<b>P2</b>	<b>P3</b>	<b>P4</b>	<b>P5</b>	<b>P6</b>	<b>P7</b>	<b>TOTAL</b>
<b>STEPHEN F. LYNCH</b>	1810	1522	1914	820	460	1267	1454	9247
JONATHAN D. LOTT	684	513	767	272	161	436	532	3365
<i>Total number of write-ins (All Others)</i>	13	12	9	10	2	4	10	60
Times Blank Voted	425	371	441	185	100	215	294	2031
Total Ballots	2932	2418	3131	1287	723	1922	2290	14703

<b>COUNCILLOR FIRST DISTRICT</b>	<b>P1</b>	<b>P2</b>	<b>P3</b>	<b>P4</b>	<b>P5</b>	<b>P6</b>	<b>P7</b>	<b>TOTAL</b>
<b>JOSEPH C. FERREIRA</b>	1927	1523	1955	822	490	1388	1544	9649
<i>Total number of write-ins (All Others)</i>	38	18	27	22	4	10	18	137
Times Blank Voted	967	877	1149	443	229	524	728	4917
Total Ballots	2932	2418	3131	1287	723	1922	2290	14703

<b>SENATOR IN GENERAL COURT First Plymouth &amp; Bristol District</b>	<b>P1</b>	<b>P2</b>	<b>P3</b>	<b>P4</b>	<b>P5</b>	<b>P6</b>	<b>P7</b>	<b>TOTAL</b>
<b>MARC R. PACHECO</b>	2008	1592	2062	870	513	1412	1605	10062
<i>Total number of write-ins (All Others)</i>	44	15	21	26	6	9	22	143
Times Blank Voted	880	811	1048	391	204	501	663	4498
Total Ballots	2932	2418	3131	1287	723	1922	2290	14703

**11/3/2020 State and Presidential Election (continued)**

<b>REPRESENTATIVE IN GENERAL COURT Eighth Plymouth District</b>	<b>P1</b>	<b>P2</b>	<b>P3</b>	<b>P4</b>	<b>P5</b>	<b>P6</b>	<b>P7</b>	<b>TOTAL</b>
<b>ANGELO L. D'EMILIA</b>	2085	1722	2159	891	485	1321	1572	10235
<i>Total number of write-ins (All Others)</i>	38	25	27	19	9	13	37	168
Times Blank Voted	809	671	945	377	229	588	681	4300
Total Ballots	2932	2418	3131	1287	723	1922	2290	14703

<b>REGISTER OF PROBATE Plymouth County</b>	<b>P1</b>	<b>P2</b>	<b>P3</b>	<b>P4</b>	<b>P5</b>	<b>P6</b>	<b>P7</b>	<b>TOTAL</b>
<b>MATTHEW J. McDONOUGH</b>	1902	1468	1953	822	476	1358	1529	9508
<i>Total number of write-ins (All Others)</i>	25	12	28	17	5	13	17	117
Times Blank Voted	1005	938	1150	448	242	551	744	5078
Total Ballots	2932	2418	3131	1287	723	1922	2290	14703

<b>COUNTY COMMISSIONER Plymouth County</b>	<b>P1</b>	<b>P2</b>	<b>P3</b>	<b>P4</b>	<b>P5</b>	<b>P6</b>	<b>P7</b>	<b>TOTAL</b>
<b>GREGORY M. HANLEY</b>	1257	1019	1256	544	335	914	1049	6374
JOHN PATRICK RIORDAN	875	713	962	404	237	637	773	4601
<b>JARED L. VALANZOLA</b>	1179	931	1313	510	253	635	790	5611
<i>Total number of write-ins (All Others)</i>	6	1	1	1	0	2	2	13
<i>Times Blank Voted</i>	2547	2172	2730	1115	621	1656	1966	12807
<i>Total Ballots</i>	5864	4836	6262	2574	1446	3844	4580	29406

<b>COUNTY TREASURER Plymouth County</b>	<b>P1</b>	<b>P2</b>	<b>P3</b>	<b>P4</b>	<b>P5</b>	<b>P6</b>	<b>P7</b>	<b>TOTAL</b>
<b>THOMAS J. O'BRIEN</b>	1438	1203	1550	660	391	1119	1247	7608
CARINA LEEZA MOMPELAS	1083	862	1154	448	223	553	730	5053
<i>Total number of write-ins (All Others)</i>	2	0	0	1	0	0	1	4
Times Blank Voted	409	353	427	178	109	250	312	2038
Total Ballots	2932	2418	3131	1287	723	1922	2290	14703

**11/3/2020 State and Presidential Election (continued)**

<b>REGIONAL SCHOOL COMMITTEE Bristol-Plymouth Berkley</b>	<b>P1</b>	<b>P2</b>	<b>P3</b>	<b>P4</b>	<b>P5</b>	<b>P6</b>	<b>P7</b>	<b>TOTAL</b>
Robert M. Riendeau Write In Candidate	2	0	0	0	0	0	0	2
<i>Total number of write-ins (All Others)</i>	60	20	34	20	8	27	45	214
Times Blank Voted	2870	2398	3097	1267	715	1895	2245	14487
Total Ballots	2932	2418	3131	1287	723	1922	2290	14703

<b>REGIONAL SCHOOL COMMITTEE Bristol-Plymouth Bridgewater</b>	<b>P1</b>	<b>P2</b>	<b>P3</b>	<b>P4</b>	<b>P5</b>	<b>P6</b>	<b>P7</b>	<b>TOTAL</b>
<b>MARK A. DANGOIA</b>	1966	1597	1961	828	465	1281	1509	9607
<i>Total number of write-ins (All Others)</i>	8	11	6	6	0	2	6	39
Times Blank Voted	958	810	1164	453	258	639	775	5057
Total Ballots	2932	2418	3131	1287	723	1922	2290	14703

<b>REGIONAL SCHOOL COMMITTEE Bristol-Plymouth Dighton</b>	<b>P1</b>	<b>P2</b>	<b>P3</b>	<b>P4</b>	<b>P5</b>	<b>P6</b>	<b>P7</b>	<b>TOTAL</b>
Michael P. Ramos Write In Candidate	4	0	0	0	0	0	0	4
<i>Total number of write-ins (All Others)</i>	48	16	20	9	14	14	21	142
Times Blank Voted	2880	2402	3111	1278	709	1908	2269	14557
Total Ballots	2932	2418	3131	1287	723	1922	2290	14703

<b>REGIONAL SCHOOL COMMITTEE Bristol-Plymouth Middleborough</b>	<b>P1</b>	<b>P2</b>	<b>P3</b>	<b>P4</b>	<b>P5</b>	<b>P6</b>	<b>P7</b>	<b>TOTAL</b>
<b>GEORGE L. RANDALL, III</b>	1707	1369	1660	707	413	1140	1301	8297
<i>Total number of write-ins (All Others)</i>	7	9	0	2	2	3	4	27
Times Blank Voted	1218	1040	1471	578	308	779	985	6379
Total Ballots	2932	2418	3131	1287	723	1922	2290	14703

**11/3/2020 State and Presidential Election (continued)**

<b>REGIONAL SCHOOL COMMITTEE Bristol-Plymouth Raynham</b>	<b>P1</b>	<b>P2</b>	<b>P3</b>	<b>P4</b>	<b>P5</b>	<b>P6</b>	<b>P7</b>	<b>TOTAL</b>
<b>TIMOTHY J. HOLICK</b>	1720	1362	1648	704	407	1140	1311	8292
<i>Total number of write-ins (All Others)</i>	7	9	3	2	2	4	6	33
Times Blank Voted	1205	1047	1480	581	314	778	973	6378
Total Ballots	2932	2418	3131	1287	723	1922	2290	14703

<b>REGIONAL SCHOOL COMMITTEE Bristol-Plymouth Rehoboth</b>	<b>P1</b>	<b>P2</b>	<b>P3</b>	<b>P4</b>	<b>P5</b>	<b>P6</b>	<b>P7</b>	<b>TOTAL</b>
<b>JAMES W. CLARK</b>	1662	1300	1585	694	401	1126	1267	8035
<i>Total number of write-ins (All Others)</i>	6	9	3	4	2	2	6	32
Times Blank Voted	1264	1109	1543	589	320	794	1017	6636
Total Ballots	2932	2418	3131	1287	723	1922	2290	14703

<b>REGIONAL SCHOOL COMMITTEE Bristol-Plymouth Taunton</b>	<b>P1</b>	<b>P2</b>	<b>P3</b>	<b>P4</b>	<b>P5</b>	<b>P6</b>	<b>P7</b>	<b>TOTAL</b>
<b>LOUIS BORGES, JR.</b>	1457	1142	1384	587	341	926	1106	6943
<b>ESTELE C. BORGES</b>	947	767	930	387	240	602	752	4625
<i>Total number of write-ins (All Others)</i>	4	5	10	8	1	2	4	34
Times Blank Voted	3456	2922	3938	1592	864	2314	2718	17804
Total Ballots	5864	4836	6262	2574	1446	3844	4580	29406

<b>QUESTION 1 Motor Vehicle Mechanical Data</b>	<b>P1</b>	<b>P2</b>	<b>P3</b>	<b>P4</b>	<b>P5</b>	<b>P6</b>	<b>P7</b>	<b>TOTAL</b>
<b>YES</b>	2097	1723	2248	949	525	1346	1607	10495
<b>NO</b>	686	580	747	283	162	507	572	3537
Times Blank Voted	149	115	136	55	36	69	111	671
Total Ballots	2932	2418	3131	1287	723	1922	2290	14703

**11/3/2020 State and Presidential Election (continued)**

<b>QUESTION 2 Ranked-Choice Voting</b>	<b>P1</b>	<b>P2</b>	<b>P3</b>	<b>P4</b>	<b>P5</b>	<b>P6</b>	<b>P7</b>	<b>TOTAL</b>
YES	832	743	870	400	268	719	743	4575
<b>NO</b>	1908	1520	2077	807	415	1105	1404	9236
Times Blank Voted	192	155	184	80	40	98	143	892
Total Ballots	2932	2418	3131	1287	723	1922	2290	14703

A true copy, Attest:  
Marilee Kenney Hunt  
Town Clerk

## **Town Reports**

For the Year Ended December 31, 2020

### **Board, Committee, and Commission Reports**

#### **Affordable Housing Trust**

2020 Affordable Housing Trust members: William M. Callahan, Patrick Driscoll, Michael Dutton, Town Manager, Chair, *ex officio*

There were not sufficient members to call a meeting in 2020.

---

#### **Agricultural Commission**

2020 Agricultural Commission members: David Anderson

There were not sufficient members to call a meeting in 2020.

---

#### **Assessors, Board of**

2020 Board of Assessors members: Ronald M. Barron, Clerk; Milton Morris, Scott Rubin, Chair

The Board of Assessors has three members appointed by the Bridgewater Town Manager. Minimum requirements for Board members are established by the Commonwealth of Massachusetts and the Commissioner of Revenue. All members of the Bridgewater Board must be certified by the Commonwealth of Massachusetts.

The Board meets as often as necessary to serve the Department's need for review of exemptions, abatements for real estate taxes, monthly reports, and to perform other required, signatory duties. During busy times, meetings often take place weekly. Readers may refer to *Financial Services: Assessing* on page 79 for a summary of actions taken by the Board.

The Board of Assessors wishes to express its thanks to Chief Assessor, Shelley McCauley, for her dedication day in and day out, and for her capable operation of the Assessor's Office. We also thank our Administrative Clerk, Michelle Burgess, for her continued dedicated service to the Department and the public.

Respectfully submitted,  
Scott Rubin, Chair

---

## **Board, Committee and Commission Reports (continued)**

### **Cable Advisory Committee**

2020 Cable Advisory Committee members: Tim Eric Christiansen, Joseph Gillis Jr., Chair, (Resigned 2020); Sherley Phillips

The Cable Advisory Committee did not meet in 2020.

---

### **Charter Review Committee**

2020 Charter Review Committee members: Darren Boston, Thomas Golden, Janet Hanson, Ed Ivaldi, Chair; Cleonie Mainvielle, Vice-Chair; Steve Persell, Scott Pitta

The Charter Review Committee (CRC) was commissioned in May 2020 by the Bridgewater Town Council and quickly organized, establishing rules and procedures for how the committee would operate throughout the coming year. The CRC's first priority was to identify and familiarize all committee members with relevant documentation, as well as to discuss lessons learned from key people involved in the prior CRC effort from 2014. Putting a structure around its effort also meant that the CRC needed to establish baseline assumptions and priorities.

As the CRC began to think about developing a plan for the upcoming year, it became clear that it needed to gather data from citizens and key Town personnel. It had been over 12 years since the last citizen survey was conducted by the former Town Government Study Committee (TGSC). The CRC felt it was important to gather feedback from the residents, given that Bridgewater now has 10 years of experience operating under the Town Charter.

As a result, most of the CRC's time and effort during the initial phase was spent developing and delivering a citizen survey and Town employee questionnaire. The committee also conducted a series of public forums, where citizens gathered to answer questions and provide feedback on potential Charter recommendations. During the fall, the committee began an in-depth review of the Charter, discussing and voting on recommendations for Articles I through III.

The CRC's plan for 2021 is to continue its work reviewing, discussing, and voting on recommendations for the remaining Charter Articles. Throughout this remaining phase, the CRC's work effort will be to continue to communicate, educate and inform the citizens of Bridgewater on the Charter content, with an emphasis placed on describing the value of their recommendations.

The CRC would like to thank those Town officials and citizens that have supported its efforts through their invaluable support and feedback.

Respectively submitted,  
Ed Ivaldi, Chair

---

## **Board, Committee and Commission Reports (continued)**

### **Citizens' Advisory Committee**

2020 Citizens' Advisory Committee members: Keith Buohl, Lisa Buzzell-Curley, Michael Flaherty, Sherley Phillips, John Sharland, Chair

The Citizens' Advisory Committee met via Zoom several times in 2020 to interview volunteer applicants for the Board of Health, the Planning Board, the Conservation Commission, and the Zoning Board of Appeals. In one case, an applicant for the Conservation Commission was rejected by the Town Manager (TM) upon our recommendation after the vetting process.

Other Committee, Commission, and Board applications and recommendations were handled directly by the TM to avoid the need for setting up and recording an evening Zoom meeting.

Our committee looks forward to once again meeting in person in 2021 in our magnificent Town Hall, the Academy Building.

There are several vacant seats on important boards, including those on the Water & Sewer Board. The Town is currently spending \$16 million on a drinking water treatment plant and soon to begin spending \$30 million on upgrading the sewer plant.

To determine current vacancies and how to apply for a position, please visit the Board, Committees, and Commissions web page:

<https://www.bridgewaterma.org/198/Boards-Committees-Commissions>

and scroll down to the section titled **Volunteer Opportunities**.

Respectfully submitted,  
John Sharland, Chair

---

### **Community Preservation Committee**

2020 Community Preservation Committee members: Harry Bailey Jr., Conservation Commission; Jean Guarino, Planning Board; Gina Guasconi, Chair, Recreation Commission; Carlton Hunt, Vice-Chair, (At-Large); Kevin James Mandeville, Open Space Committee; Joan Neumeister, Housing Authority; Stephen Rogan, Historical Commission; William Smith, Historic District Commission

Bridgewater's Community Preservation Committee (CPC), in accordance with Chapter 44B of the Massachusetts General Laws, Community Preservation Act (CPA), is responsible for identifying the Town's community preservation needs, which includes receiving and reviewing applications for CPA-funded grants, recommending funding for projects to the Town Council, and conducting an annual meeting where residents share their thoughts and ideas about projects for which the Committee should or should not actively recommend funding. Monies for projects are received via two means: 1) as a 2% surcharge on real estate taxes denoted as CPA (Community Preservation Act); and 2)



## Board, Committee and Commission Reports (continued)

### Community Preservation Committee *continued*

matching state funds at a rate set annually by the state legislature and derived from recording fees at the Registries of Deeds in the state. Categories for spending are Open Space and Recreation, Community Housing, and Historic Preservation.

The committee meets on the fourth Wednesday of each month. Due to the COVID-19 pandemic, meetings were held virtually on Zoom. Once restrictions are lifted, in-person meetings will resume in the Academy Building. Agendas and minutes are available on the Town's website: <https://www.bridgewaterma.org/agendacenter> (scroll down to the **Community Preservation Committee** section), and on the committee's Facebook page: <https://www.facebook.com/BridgewaterCPC/>

The CPC is comprised of nine members, eight representing various Town committees and one citizen At-Large. The 2020 Community Preservation Committee members and their respective committees were: Harry Bailey Jr., Conservation Committee; Jean Guarino, Planning Board; Gina Guasconi, Chair, Recreation Commission; Carlton Hunt, Vice-Chair, At-Large; Kevin Mandeville, Open Space Committee; Joan Neumeister, Housing Authority; Stephen Rogan, Historical Commission, and William Smith, Historic District Commission. The Affordable Housing Trust position remained vacant.

In 2020, the CPC completed the update of the Community Preservation Act (CPA) Plan, which is required by law to be completed every five years. The Committee would like to thank the residents of the Town and the various committees and commissions who so willingly provided input for the update, as well as J. M. Goldson for their professional guidance.

The CPC reviewed several applications for CPA grants during the year. New projects recommended to and approved by the Town Council included fencing for Legion Field, renovations to the Memorial Building, and the purchase of the Stiles and Hart property on Broad Street. In addition, the Committee is revising and updating forms and documents used internally and by applicants to streamline processes.

Note that, although the Annual Town Report is for calendar year 2020, the figures below are for Fiscal Year 2020 (July 1, 2019, through June 30, 2020).

CPA Fund Balance carried forward from FY2019:	<b>\$3,644,331.06</b>
---	-----------------------

#### New Revenue FY2020:

Community Preservation Surcharge	\$682,691.14
State Match	\$157,386.00
Interest:	\$ 18,446.26
Gifts, Grants, Donations	\$0.00

Returned Project Funds (fencing)	12,540.91
----------------------------------	-----------

---

<b>Total FY2020 Revenue</b>	<b>\$871,064.31</b>
-----------------------------	---------------------

**Board, Committee and Commission Reports (continued)**

**Community Preservation Committee** *continued*

Expenditures for FY2020:

Open Space	\$477,167.97
Historic	\$370,000.00
Community Housing	\$0.00
Community Recreation	\$0.00

Expenditures for Debt Service

Open Space - Keith Homestead	43,580.00
Historic Resources – Academy Building	\$ 378,600.00
Community Housing	\$0.00
Community Recreation	\$27,500.00

Administrative Expenses	\$30,048.05
-------------------------	-------------

---

<b>Total FY2020 Expenditures</b>	<b>(\$ 1,326,896.02)</b>
----------------------------------	--------------------------

<b>CPA Fund Balance as of June 30, 2020</b>	<b>\$3,188,499.35</b>
---	-----------------------

The committee looks forward to continually working together with the Town and its residents to carry out charges set forth in the Commonwealth of MA Community Preservation Act and Bridgewater's Community Preservation Plan. Further, the CPC encourages residents to attend its monthly meetings and welcomes applications to be submitted.

Respectfully submitted,  
Gina Guasconi, Chair

---

**Conant Trust Fund Committee**

2020 Conant Trust Fund Committee members: Harold Estabrook III, Assistant Treasurer; Marie Fahey, Vice-Chair; Michael Levy, Secretary/Clerk; John Sylvia, Treasurer; David Wolohojian, Chair

The Conant Trust Fund Committee operates and oversees the activities of the Conant Community Health Center, Inc. (CCHC) and Healthcare Educational Resources, Inc. (HER). The Committee is comprised of five appointed Board members:

- |   |          |
|---|----------|
| • David Wolohojian, Chair                   | 06/30/23 |
| • Marie Fahey, Vice-Chair                   | 06/30/24 |
| • John Sylvia, Treasurer                    | 06/30/21 |
| • Harold Estabrook III, Assistant Treasurer | 06/30/22 |
| • Michael Levy, Secretary/Clerk             | 06/30/25 |

## **Board, Committee and Commission Reports (continued)**

### **Conant Trust Fund Committee** *continued*

The CCHC currently leases space to five tenants:

- Partners HealthCare At Home
- Healthcare Educational Resources
- Sunshine Day Care Center
- Department of Corrections: Employee Assistance Service Unit (EASU)
- Massachusetts State Police: Fire & Explosion Investigation Unit

During 2020, in addition to supporting the programs for tenants at the CCHC, the Committee hosted a variety of health-related functions and programs for the community including:

- American Red Cross Blood Drives
- American Sign Language Educational Workshops
- Bridgewater Police Department Supplies and Training
- Bridgewater-Raynham Regional School District Trainings and Meetings
- Bridgewater Senior Center Caregiver Support Group Meetings
- Commonwealth of Massachusetts School Health Services Meetings
- Grief Support Meetings
- Massachusetts Department of Developmental Services: Learning and Development
- Massachusetts Association for the Deaf Programs
- Bridgewater Youth Athletic Leagues CPR and First Aid Training: Softball, Soccer, Baseball, Lacrosse

2020 marks 30 years of operation of the Conant Community Health Center.

Respectfully submitted,

Nancy DeMello, Director, Conant Community Health Center

---

### **Conservation Commission**

2020 Conservation Commission members: Harry E. Bailey Jr., Vice-Chair; Marilyn MacDonald, Chair; Eileen Prisco

The Bridgewater Conservation Commission (the Commission) has continued to serve its function as the guardian of the Town's wetlands and waterways resources through the enforcement of the Massachusetts Wetlands Protection Act, the Rivers Act, and the local Wetlands Protection Bylaw. The Commission has 5 member positions. In 2020, 3 positions were filled and 2 were vacant. All members are appointed by the Town Manager and serve as volunteers. The Board conducts biweekly meetings for all applications made by a property owner. We also serve as the Steward of certain Town-owned conservation lands and open space areas. For the 2020 calendar year, the Commission supported the following activities:

## **Board, Committee and Commission Reports (continued)**

### **Conservation Commission** *continued*

- Notices of Intent (NOI) reviewed: 28
- Abbreviated Notices of Resource Area Delineation (ANRAD) reviewed: 0
- Requests for Determination of Applicability (RDA) reviewed: 10
- Certificates of Compliance issued: 16
- Site Inspections performed by the Commission: 54
- Enforcement Orders issued: 0

In FY 2020 the Commission processed more than twenty-one thousand dollars (\$21,742.50) in revenue receipts generated from application and filing fees associated with its review of NOI, ANRAD and RDA filed by applicants.

While the Commission is very cognizant of the need to maintain a healthy balance between the liberties of the Town's residents to pursue happiness and exercise their constitutional rights to the use of their lands and enforcement of the laws and regulations, it is aggressive in its enforcement protocols under the law; therefore, it encourages the citizenry to contact the Commission's office when contemplating any land use or development activities that may involve the Commission's regulatory oversight. In addition to the wetlands protection act, the Conservation Commission became the regulatory authority regarding largescale projects in regard to the Municipal Separate Storm Sewer System (MS4) general permit, which will oversee the implementation of oversight on point and nonpoint source discharge as a municipality.

2020 was a year full of uncertainty and change. The Commission continued to power through the challenges presented to them and effectively managed to implement the wetlands protection act and accompanying regulations.

The Commission is always looking for volunteers. Anyone who is interested in learning more about the role and functions of the Commission is encouraged to visit the office at 66 Central Square, or to call us at 508-697-0950.

Respectfully submitted,  
Marilyn MacDonald, Conservation Commission Chair

---

### **Cultural Council**

2020 Cultural Council members: Teresa Foley, Chair; Kelsey Keefe, Community Outreach; Justin McCauley, Treasurer; Christina Montana, Karen Peabody, Matthew Putnam, Jennifer Rogan, Stephen Rogan, Co-Chair; Stephen Sargent, Secretary

The mission of the Bridgewater Cultural Council (BCC) is to promote excellence, access, education, and diversity in the arts, humanities, and interpretive sciences in order to improve the quality of life for all Bridgewater residents and to contribute to the economic vitality of our community. The BCC decides by a majority vote of BCC members to

## Board, Committee and Commission Reports (continued)

### Cultural Council *continued*

determine the distribution of arts lottery funds or other funds that may be available to it and may conduct other activities to support these efforts on an ongoing basis.

#### **Bridgewater Cultural Council Local Guidelines In Conjunction With Massachusetts Cultural Council Guidelines:**

First: Individuals or groups of individuals that reside in the Town of Bridgewater that request support from the Local Cultural Council for projects held at a location in the Town of Bridgewater.

Second: Events held in the Town of Bridgewater.

Third: Other events held in local, surrounding communities or communities where residents of Bridgewater would likely attend, or participate in, with no additional cost or expense to attend (free events).

Fourth: Other events held in local, surrounding communities or communities where residents of Bridgewater would likely attend or participate in, that might have an additional or nominal fee, cost, or expense required to attend.

Finally: Other events that demonstrate they are of interest to Bridgewater residents.

#### **Funding for Cultural Projects in 2020**

Below is the complete list of projects funded in 2020 found at:

<https://mass-culture.org/bridgewater>

**Editors' Note:** Awards were granted in Fiscal 2020 so include performances/activities taking place in both 2019 and 2020.

<b>Applicant</b>	<b>Project Title</b>	<b>Decision</b>
MUSIC Dance.edu	From JAZZ to Hip Hop	\$500
Deborah Bianca	The Little Toy Shoppe Ballet	\$1,500
Friends of Music Alley	Music Alley Summertime Concert Series	\$3,500
Michael Korn	Easton Chamber Music Festival	Denied
Attleboro Community Theatre	Partial Funding of ACTs 63rd Season	Denied
Rachel Daly	The Classics - Hornithology Summer Horn Ensemble	Denied
Talking Information Center, Inc.	TIC Radio and Podcast Players (TIC RAPPs)	\$300
Plymouth Philharmonic Orchestra	2019-20 Concert Season and Outreach	\$500
Bridgewater Antiphonal Brass Society	July 4th Band Concert	\$600

**Board, Committee and Commission Reports (continued)**

**Cultural Council** *continued*

<b>Applicant</b>	<b>Project Title</b>	<b>Decision</b>
Hijos de Borinquen, Inc	Hijose de Borinquen Lowel Puerto Rican Cultural Fe	Denied
Tall Richard and the Nightowls aka Richard Roquemore	Summer Concert Series	Denied
Improbable Players	Applied Theatre as Addiction Prevention Education	Denied
Mayflower Camerata & Chamber Orchestra	Beethoven @ 250: 2 Area Performances of his Fifth	\$400
Song Keepers, LTD	Jazz & Soul	\$1,000
Choral Art Society of the South Shore	Fanny and Felix - Great Choral Works of the Mendel	Denied
Michael J Bundock	Concert	\$500
Diane Edgecomb	“Once Upon a Fairy Tale” for Library Summer reading	\$470
Andrew Harms	Bay State International Trumpet Guild Conference	\$500
BR Music Boosters	"Name that Tune" for BRRHS	\$1,400
Jubilate Chorale	A Ceremony of Carols	\$100
Natural Resources Trust of Easton	NRT Celebrates Local Music at Harvest Fair	Denied
John Root	A Celebration of Song	Denied
Andrew Giles Buckley	Stephano: The True Story of Shakespeare's Shipwrec (sic)	\$300
Attleboro Arts Museum	High Art 2020: DREAMSCAPES	\$200
Bridgewater Citizens for Civility and Respect (now Bridgewater Communities for Civil Rights)	Training Active Bystanders	\$300
Bridgewater Public Library	Animal Affair Traveling Petting Zoo	\$600
Cathy Bouldry	Friends of Jennings Hill Historic Burial Ground	\$800
David Maloof	Concert / Music Education	Denied
Emily Garven	Wellness Series	Denied
Erin Fein	Treasure Hunts	\$100
Heather Wood	Access Your Excellence: Creativity, Purpose & Your	\$1,000
Ingrid Gallagher	SENSEation Days	\$200
Ingrid Gallagher	Craft Inspires	\$200
Ingrid Gallagher	Another Crossing: Artists Revisit the Mayflower Ex	\$200

**Board, Committee and Commission Reports (continued)**

**Cultural Council** *continued*

<b>Applicant</b>	<b>Project Title</b>	<b>Decision</b>
Jamaal Eversley	The Bold and Beautiful Teen Exhibition and Scholar	\$1,000
John Porcino	To Life!: Celebrations in Story, Song & Music	Denied
Kira Seamon	Art in Bloom at the Bridgewater Public Library	\$150
Mass Audubon's Museum of American Bird Art	The Art, Nature, and Science of Spring Illustrated	\$350
Old Bridgewater Historical Society	NEGHS Historical Lectures	\$437
Ousamequin Club	A Christmas Carol-Gary Hylander	\$150
Ousamequin Club	Let the Landscape Speak: The importance and Meanin	Denied
Puzzled Escape Games	The Box From The Future	Denied
Samantha Carney	Seed to Sprout	\$912
Soule Homestead Education Center	Soule Homestead Harvest Fair	\$500
South Shore Art Center	65th Annual Arts Festival	Denied
Triumph, Inc.	Fun with STEM	\$500
ula gadea	Safe Technology for Us and Our Children	\$430

**Other News and Initiatives:**

The Bridgewater Cultural Council has continued to increase our presence in the Town. We have met the challenges of the global pandemic (COVID-19) and met virtually via Zoom; our sessions were provided and recorded by the Town of Bridgewater. In September we implemented a virtual grant application workshop to assist applicants and answer their questions. We participated in the Mass Cultural Council's pilot of direct-funding applicants, which streamlined the grant funding process and was a success. The Cultural Council is committed to increasing the access and awareness of cultural resources in the Town of Bridgewater.

Respectfully submitted,  
Teresa Cruz Foley, Chair

---

## **Board, Committee and Commission Reports (continued)**

### **Disability Commission**

2020 Disability Commission members: Matthew Bernstein, Robert Bolger (Resigned 2020), Lorraine Carroza, David Frim, Chair; Henry Goldsmith, Secretary; Anna Nakouzi

2020 proved to be a challenging year for the Disability Commission (DC). With one member resigning during the year, the struggles with COVID-19 and the inability to meet in person, the Commission met less frequently than in past years. Difficulties persisted in achieving the three-member quorum.

Issues reviewed in 2020 included talks with the Town Manager to replace the side entrance doors to the Academy Building with an automatic door opening system to improve accessibility for that entrance. Work continued to ensure handicap parking signage at Marathon Park. This task was undertaken in 2021.

The DC's crowning achievements were the major December events we organized. But it wasn't just the events themselves that were impressive. It was the warm fellowship among our collaborators, who were buoyed by the need to accomplish a worthwhile project and to help people during the COVID-19 crisis. Thanks to everyone mentioned below, the following was accomplished

Dave Frim, representing the EAC and the DC, and Director Emily Williams, representing the Bridgewater Senior Center, donated a check for \$1000 dollars to the Bridgewater Food Bank. Funding was gathered from generous donations.

Bridgewater Fire Department Toys for Tots was gifted \$400 in Toys for Christmas.

The DC brought together Bridgewater residents from BCCR, the EAC, the DC, and Literacy Place to sing Christmas carols at the Bridgewater Nursing Home and the Westview Rest Home in East Bridgewater. Residents sang along with the carolers. Each nursing home resident and each front line nursing home worker received an assorted gift bag. Engaging in these activities allowed us to let nursing home residents and employees know they were being thought of during these difficult times. It was a special day that many people will never forget.

Respectfully submitted,  
David Frim, Chair

---

### **Elder Affairs Commission**

2020 Elder Affairs Commission members: Karen Aicher, Sandra Alley, Secretary; Nicholas Bagas, Vice-Chair; Bridget (Pat) Boyle, Peter Caratelli, Regina Cohen, Joan Columbo, Victor Delmonte, Treasurer (Resigned 1/12/2020); David Frim, Chair; Mary L. Harding, Debra Heckbert, Gloria Lemieux, Diane Roza, Robin Sherrick



## **Board, Committee and Commission Reports (continued)**

### **Elder Affairs Commission *continued***

In 2020, the Elder Affairs Commission (EAC) worked in conjunction with Senior Center Director Emily Williams to support the many Senior Center programs that promote the emotional, physical, and economic wellbeing of older adults, and to encourage their participation in all aspects of community life. While this was a difficult task in 2020, Director Williams worked with the EAC to bring normalcy and a sense of security to the Senior Center.

EAC meetings were held via Zoom for the majority of fiscal 2020. Emily did her best to teach the EAC to utilize Zoom as a tool to continue monthly meetings. Results were frequently comical. Often an EAC member would have video, but no audio, audio but a lack video, or would struggle to gain entrance to the Zoom platform at all. But with Emily's patient guidance, the EAC continued the monthly meetings.

Director Williams continued to publish the monthly newsletter throughout the year. Utilizing EAC volunteers and several other volunteers, newsletters were folded, stamped, addressed, and mailed. Several volunteers, including members of the EAC, delivered the newsletter in person to Bridgewater Housing Authority (BHA) residents, while conducting informal wellness checks.

Director Williams initiated new programs relevant to COVID-19 during the pandemic. Bistro Meals, which were free during 2020 thanks to a grant obtained by Director Williams, were cooked onsite and delivered to Bridgewater residents each Thursday. EAC members Regina and Robin purchased groceries on Tuesdays, cooked on Wednesdays, and meals were delivered on Thursdays. EAC volunteers included Nick, Dave, and Diane, who became a packing specialist.

The EAC often works in conjunction with the Bridgewater Disability Commission (DC) on projects. A very special project was sponsored in December 2020. The DC, the EAC, Literacy Place, TRIAD, Bridgewater Communities for Civil Rights (BCCR), and many Bridgewater groups and residents came together during the COVID-19 crisis to help out their fellow Bridgewater residents. Buoyed by the enthusiastic response of donations and the need to do good work, the following was accomplished.

Dave Frim, representing the Disability Commission, and Emily Williams, representing the Bridgewater Senior Center, presented a check to the Bridgewater Food Bank for \$1000 dollars.

The Bridgewater Fire Department Toy Drive was gifted \$400 dollars of toys.

## **Board, Committee and Commission Reports (continued)**

### **Elder Affairs Commission *continued***

The EAC, the DC, Literacy Place, and BCCR members united to sing carols and entertain residents of the Bridgewater Nursing Home and the Westview Rest Home in East Bridgewater. Residents sang along with the carolers. Each nursing home resident and each front line nursing home worker received an assorted gift bag. Engaging in these activities allowed us to let nursing home residents and employees know they were being thought of during these difficult times. It was a special day that many people will never forget.

Respectfully submitted,  
David Frim, Chair

---

### **Energy Committee**

2020 Energy Committee member: Carlton D. Hunt, Ph.D.

There were not sufficient members to call a meeting in 2020.

---

### **Financial Committee**

2020 Financial Committee members: Kathleen Blais, Christopher Blunt, George Haley, Eric Langone, Chair; Robert Rees, Suzi Robinson, Nathan T. Schofield, Julie Scleparis, William Wood, Lea Wyatt (Resigned 2020)

The Bridgewater Finance Committee derives its charge from two sources: The Bridgewater Charter (April 24, 2010) and the Bridgewater Administrative Code (February 27, 2017). References to the authorities and responsibilities of the Finance Committee are:

- From the Town Charter  
<https://www.bridgewaterma.org/DocumentCenter/View/353/Bridgewater-Home-Rule-Charter-PDF?bidId=>
- From the Administrative Code  
<https://www.bridgewaterma.org/DocumentCenter/View/1128/Town-of-Bridgewater-Administrative-Code-as-of-03-30-2018?bidId=>

All Town expenditures and fiscal appropriations must be presented to and voted upon by the Financial Committee before being presented to the Town Council. Thus, readers may refer to the fiscal legislation passed by the Town Council in 2020, beginning on page 117 to see the recommendations of the Financial Committee as well as the final action taken by the Town Council.

Respectfully submitted,  
Eric Langone, Chair

---

## **Board, Committee and Commission Reports (continued)**

### **Fire Station Building Committee**

2020 Fire Station Building Committee members: Alan Chuckran, Timothy Donovan, Michael Flaherty, Casey Florence, Thomas Levy, Michael MacDermott, Jim Reidy (appointed not sworn), Matthew Rushton, Chair, John Schlatz (appointed not sworn), Peter Spiro, Norman Whitaker, Lea Wyatt

The Bridgewater Fire Building Committee (FBC) was formed in December of 2019. A brief note on our activity seems appropriate given our short timeline in 2019. In December 2019, the committee convened to understand the current Fire Department needs, conditions, and project timeline. The FBC, along with the Town's Public Safety Committee, toured the main fire station on School Street

In early 2020, the committee worked to publish a request for proposals (RFP) seeking an architect for feasibility and design of a new fire station or stations. RFPs were submitted to the Town in February. In May the FBC had narrowed the responses to four finalists. The committee voted on the proposal of Jacunski Humes Architects, LLC of Berlin, CT, as our designer. Jacunski Humes was chosen based on their previous collaborative work with UMass Boston and Connecticut State University, as the committee has visions of working with Bridgewater State University (BSU) on a possible combined use facility.

In early July, the committee met with Brian Humes of Jacunski Humes Architects, LLC to review our vision of the project and understand the needs of the Fire Department in servicing our growing community. Throughout the summer of 2020, the FBC and Fire Department leadership worked to provide data to develop a Fire Department space needs assessment.

In October, a draft space needs assessment was distributed as a working document and officially adopted in November 2020. Our last meeting in December was to entertain further discussions with BSU, discuss possible site locations, including public and private property, and the development of a draft RFP seeking available property for sale for the site of a new fire station(s).

Respectfully submitted,  
Matthew Rushton Chair

---

### **Fishery Committee (formerly Town River Fisheries)**

2020 TRFC Committee members: Richard Benton, Secretary (B); Skip Copeland (B), John Cruz (WB), Harold Estabrook III, Chair (B); Robert Hanson (B), Donald MacDonald (WB), James Sniger (WB), James Souza (WB)

The joint Town River Fisheries Committee (TRFC) was established in 1994 by the towns of West Bridgewater and Bridgewater in order to protect and restore the diadromous river herring population, which is a historic natural resource of the Town River. Whereas the Town River is a major tributary to the Taunton River, the formation of the TRFC facilitates

## Board, Committee and Commission Reports (continued)

### Fishery Committee *continued*

the stated goals of the local *Open Space and Recreation Plans* and the *Wild and Scenic Taunton River Stewardship Council*. The TRFC is a sub-department of Parks and Recreation in the Town of Bridgewater and is under the Department of Conservation, Preservation and Recreation in the Town of West Bridgewater.

By statute, the Massachusetts Department of Fish and Game, Division of Marine Fisheries (DMF) is responsible for securing the safe and efficient passage of diadromous fish such as river herring. The DMF works cooperatively with communities in the discharge of their stewardship of this fishery. The DMF offers legal, technical, and substantive support to the fishery committees of these communities in order to achieve the goal of maintaining this fishery. In 2006, the National Marine Fisheries Service designated both Alewives and Blueback herring as species of special concern. Subsequently, DMF banned the harvest and possession of river herring until further notice and established the *Diadromous Fish Project* to facilitate the recovery of this fishery.

In compliance with the DMF's *Fishway Operations and Management Plans* for both the West Bridgewater and Bridgewater dams issued in June 2019, the TRFC continues to oversee the operation, maintenance, and repair of the fishways at both the Bridgewater High Street Iron Works and the West Bridgewater War Memorial Park sites on an annual basis. During the spring run, a fish counter was installed and maintained at the High Street Iron Works fish ladder. Water levels at both locations were monitored and measured throughout the year to ensure the unobstructed upstream passage of adult herring in the spring and downstream passage of juvenile herring in the fall. In addition, with authorization of the respective Conservation Commissions of both towns, potential obstructions to fish passage in the river itself were monitored and removed as warranted.

This year the fish counter recorded an encouraging upriver passage of 15,067 at the High Street Iron Works site during the spring herring run of 2020. This represented a significant increase of + 101% over the previous year's count of 7,943. Given that river herring are thought to reach sexual maturity at three years of age, this year's higher count may be attributed to the large class year of 2017, which spawned in Lake Nippenicket.

The TRFC was represented at the Massachusetts River Herring Network's 9th annual meeting in Andover, MA, where diadromous fisheries management issues were discussed.

Public hearings were held to inform the public of progress toward the removal of the antiquated Bridgewater Iron Works dam and the overdue replacement of the failing High Street Bridge.

Respectfully submitted,  
Rick Benton, Secretary  
Hank Estabrook, Chair

---

## **Board, Committee and Commission Reports (continued)**

### **George Mitchell Elementary School Building Committee**

2020 George Mitchell Elementary School Building Committee Voting members:

Kathleen Blais, Eric Desrochers, Michael Dolan, Vice-Chair; Patrick Driscoll, John Dzialo, John E. Gerrish, Chair; Lillian Holbrook, Clerk; Eric Langone, Mark Linde, Michael Losche, Joseph Oravec, Harsh Rebello, Scott Wauchope

Nonvoting members: Dennis Bray, Michael Dutton, Kathleen A. Macedo, Lisa Ohman, Robert Pacheco, Ryan T. Powers, Derek Swenson.

The *ad hoc* George Mitchell Elementary School Building Committee continued the work they started in 2018, with bi-weekly meetings in 2020. The Committee continues to partner with the Massachusetts School Building Authority (MSBA) on funding and administering this project.

During the 2020 year, the Committee worked to guide the stakeholders during the final design phase of the project in cooperation with the school administration, the Town Departments, residents, the Owner's Project Manager, and design professionals. Throughout the year, the Owner's Project Manager and the architectural team met with members of the community, faculty, staff, administration, and the MSBA. The Committee continued to meet scheduling deadlines set forth by the MSBA throughout the year.

The Committee approved the final construction contract documents that were issued for bidding. Bidding took place in the fourth quarter and the low qualified bidder came in at \$50,602,151, 19% below the official budget. The committee voted to recommend the award to the school committee in December, with construction of the new building planned to start in 2021.

We encourage members of the community to follow the progress of construction by visiting the George Mitchell Elementary School Building Project website at:

[www.bridgewaterschoolproject.com](http://www.bridgewaterschoolproject.com)

Respectfully submitted,  
John Gerrish, Chair

---

### **Health, Board of**

2020 Board of Health (BOH) members: Guillaume Dougados, Patricia Neary, William Prince. No chair assigned.

The Board of Health did not meet in 2020. Mr. Dougados became a member being sworn to the position in December. Mr. Prince was appointed but never sworn in. There is currently one vacancy on the Board.

Respectfully submitted,  
Patricia Neary

---

## **Board, Committee and Commission Reports (continued)**

### **Historic District Commission**

2020 Historic District Commission members: Marie Benoit, Judith Gabriel, Vice-Chair; James Kirkcaldy, Nancy Sarno, William S. Smith, Chair

Despite COVID-19 setbacks, the year of 2020 was busy for Bridgewater's Historic District Commission (HDC). Though there were fewer business signage applications to review than for past years, the HDC had several larger projects to review and approve.

Firstly, the HDC worked closely with the Central Square Congregational Church in Bridgewater Center on their extensive renovation proposals for this important historic structure. Some of this work took place during phone conversations, while our official business, reviews, and approvals, took place during our Zoom meetings. Specifically, the HDC reviewed and subsequently approved the Church's application for a "Certificate of Appropriateness," which is required before renovations and preservation work can begin on a building in the Historic District. After extensive discussions, HDC approved in our December 2020 meeting the proposed renovation of the church tower and steeple. This is merely the first phase of the Church renovation; other phases of the renovation will occur over the next several years. The HDC looks forward to working with the Central Square Congregational Church on their future renovation and preservation plans. This is a vital and significant preservation project. The Church is an important architectural and historic anchor of the Bridgewater Common.

During 2020, the HDC worked closely with Tappe Architects, who are involved with the renovation and preservation of the Bridgewater Memorial Building, one of the most well preserved and original buildings in Bridgewater and its Historic District. The HDC examined extensive, detailed drawings of the renovations presented by the architects, particularly of the proposed universal access ramp. Everyone in Town wants to ensure this renovation project is executed properly, given the historic significance of the building. Final discussions will take place in 2021. The HDC looks forward to the completion of this very much anticipated renovation and preservation.

Once the preservation of the Bridgewater Memorial Library is complete, all three major municipal buildings, which also include the Town Hall and the Academy Building, will have been renovated and preserved for decades and decades to come. These projects are a vast community effort and a reflection of the pride the people and the Town government take in our historic Bridgewater community.

Respectfully submitted,  
William S. Smith, Chair

---

## **Board, Committee and Commission Reports (continued)**

### **Historical Commission**

2020 Historical Commission members: Sharon Anderson, David R. Moore, Vice-Chair; Stephen Rogan, Chair; Robert B. Wood, Representative to Old Bridgewater Historical Society

The Bridgewater Historical Commission (HC) has been meeting on the third Tuesday of each month in the comfort of our homes via the internet during the COVID-19 pandemic. We are anxiously awaiting a return to face-to-face meetings again at the public library. We work closely with the Old Bridgewater Historical Society.

David Moore stepped down as Chair of the Commission after 20-plus years. Stephen Rogan was elected Chair and has done a tremendous amount of work setting up the Commission's Facebook page (<https://www.facebook.com/bridgewaterhistory/>).

The HC has been discussing projects for future preservation. This includes physical items and video-recorded accounts of Bridgewater's past. One of the greatest gaps in our Town's history is the recent past, the last 75 years. We strongly encourage folks to contact the Commission when they come across items from any past era. We would be more than happy to have them copied if possible.

Once we obtain items of historical interest, the HC is concerned about the storage and accessibility of these materials. The public library's Historical Room is available to patrons on a limited basis. We hope in the future we will have a larger space to make it easier to access this resource. The Memorial Building would be an ideal space, as it was originally built with a wing for this purpose. The Commission provided input toward the proposed reuse of the Memorial Building.

Equally important to materials storage is access to these materials online. It is our understanding the Town has acquired scanning equipment to digitize documents. The library has been charged with scanning material for the website. We hope we can find a way to make much of this material available online this year.

The Historical Commission made worldwide news during the protests following the murder of George Floyd. The Commission focused on sharing Bridgewater's civil rights and African American history. An 1846 document was shared online showing correspondence between Bridgewater, Somerset, England and Bridgewater, Massachusetts, where each town expressed their views on slavery. The shared history created a connection between both towns, resulting in a shared protest and renewed dialogue on the connections between the towns. The BBC World Services documented this connection and shared it worldwide. The Bridgewater Historical Commission used the protests as a way to highlight the history of Indigenous Peoples in our Town.

The HC has been involved with the potential reuse of the "old Town Hall" as a Cultural Center. This is an ongoing project that will hopefully revitalize the downtown area while preserving an important historical building.

## **Board, Committee and Commission Reports (continued)**

### **Historical Commission** *continued*

The Commission is concerned about the future of the Stone Building at Ironworks Park, the last remaining building of the once massive iron foundry and rolling mill in Town. We have reached out to the Office of Community Planning and Development for assistance in seeking grants for preservation.

Respectfully submitted,  
Stephen Rogan, Chair

---

### **Housing Authority**

2020 Housing Authority members: Nicholas Bagas, Chair; Lorraine Carrozza, Vice-Chair; Stacy Driscoll, Joan Neumeister (Governor's Appointee), Martha Shionis, (Residential Representative), Treasurer

To the Town Council and Citizens of Bridgewater:

The Bridgewater Housing Authority (BHA) is committed to serving our community's housing needs using all resources available. We strive to maintain clean, safe, and affordable housing for low-income elderly, family, and disabled households. The Authority plays an integral role in the community and looks to develop and manage good quality affordable housing in the future. The Authority provides state public housing for seniors (60+) and disabled persons at the Heritage Circle and Hemlock Drive developments. The BHA also provides state public housing for families at scattered sites throughout the Town.

The Authority is governed by a five-member board of commissioners as required by the State of Massachusetts for a town. In Bridgewater, four members are appointed by the Town Manager, which includes a public housing resident appointment, and one member is appointed by the Governor. All members serve a five-year term.

The state's central waiting list, known as the CHAMP Program (Common Housing Application for Massachusetts Public Housing), was implemented by all housing authorities well over a year ago. The online portal allows applicants to submit and self-manage their applications from a computer, smart phone, or tablet. The goal of this program is to promote Access, Fairness, Transparency, and Accountability. The CHAMP Program does not support federally subsidized housing or Section 8. Since the rollout of the program, our combined waiting list of elderly/non-elderly disabled, family, and congregate applicants increased from 1,200 to over 4,000. The emergency applicants continue to take "priority" over all others, with "preference" given to Bridgewater "emergency" residents and any Veteran in the state. As of December 31, 2020, the Authority reported twelve vacancies at our senior housing developments and congregate units and only one (1) vacancy in our family housing.



## **Board, Committee and Commission Reports (continued)**

### **Housing Authority *continued***

In 2020, the Authority completed several Capital Improvement Projects that carried over from the 2019 annual report. The COVID-19 pandemic created delays in some of our capital projects. Hemlock Drive hopes to complete the window replacement and front door renovation projects at its forty-unit bungalow development, the replacement of the septic tank and lift pump that services all 96 Hemlock units, and the conversion of two units into fully accessible units by the end of 2021. Other projects to be completed during this same time frame will be some roof replacements at the family houses, an elevator upgrade at the Heritage Circle development, and front door and carpet replacements in all common areas at the Department of Mental Health group home.

We welcomed our newest Board Member, Stacy Driscoll, who we hope will be with us for years to come. We are fortunate to have such a dedicated and compassionate Board directing the agency.

The board and staff would like to thank the following Bridgewater Town Departments who our residents rely on so much: Fire Department, Police Department, Elder Affairs, Veterans' Services, and the Town Clerk's Office. We also extend thanks to Old Colony Elder Services (OCES), particularly the congregate coordinator, Bridgewater State University (BSU) School of Social Work, Sodexo, and Bridgewater TV Cable. Very special acknowledgements are sent out to Representative Angelo D'Emilia and Senator Marc Pacheco, along with their staff, who have supported our residents and our public housing agenda throughout the years.

Our incredible staff is just that, incredible, and that's where our biggest "thank you" goes. This starts with the daily leadership displayed by the executive director, Karen A. Rudd, along with her dedicated staff: Joanne O'Connor, John Ball, and Colin McKenna.

Respectfully submitted,  
Colleen Doherty, Interim Director

---

### **Housing Partnership**

The Housing Partnership was dormant in 2020; no members were appointed.

---

### **Master Plan Committee**

The Master Plan Committee was dormant in 2020; no members were appointed.

---

## **Board, Committee and Commission Reports (continued)**

### **Open Space Committee**

2020 Open Space committee members: Eileen Hiney, Chair; Nicole Holmes, Kevin Mandeville, Maureen Minasian

In December 2019, the Open Space Committee (OSC) first secured a quorum with the appointment of new members Nicole Holmes and Eileen Hiney, and the reappointment of Kevin Mandeville. Previously, Kevin had been the sole member since 2016. In March 2020, Maureen Minasian was appointed as a fourth member. There is one vacancy on the five-person committee. Eileen Hiney was named committee Chair at the March 11, 2020 meeting.

We held in-person meetings in January and March prior to the imposition of COVID-19 restrictions. Subsequent meetings were scheduled on Zoom in May, June, July, and December. In-person site visits were made at the Murray Needs Farm, Stiles and Hart, and Titicut Reservation.

As we are a new committee and there have been no OSC projects or activities for years, our focus during 2020 has been on educating ourselves and trying to establish priorities. To that end, we have reviewed the multiple planning reports the Town has produced related to open space. (Links to these reports have been posted on the Town's OSC website page: <https://www.bridgewaterma.org/1349/Open-Space-Committee>.)

We are also learning about the roles of the Town staff and committees and the roles of other governmental agencies and nonprofit groups.

Kevin Mandeville serves as the committee's representative to the Community Preservation Committee. We are engaging with that committee to assess the availability of Community Preservation Act funds for eligible Open Space projects.

Our goals for the coming year are to:

- Hold regularly scheduled meetings and site visits
- Establish priority projects based on existing planning reports
- Explore the need for protection of additional open space parcels

Respectfully submitted,  
Eileen Hiney, Chair

---

### **Parks and Recreation Commission**

2020 Recreation Commission members: Thomas Arrighi, Daniel Buron, Commissioner; James Campbell, Michael Flaherty, Chair; Gina Guasconi, Vice-Chair

The Parks and Recreation Commissioners (P&R) work with Charles Simonds, Superintendent of Parks and Recreation/Golf, in an advisory capacity on the operations of the P&R Department.

## **Board, Committee and Commission Reports (continued)**

### **Parks and Recreation Commission** *continued*

Bridgewater's Town Finance Department provided financial reports to the Commissioners.

The Commissioners continued working with the Town and Superintendent Simonds on plans to create pickleball courts for the Town. Due to the delay created by the COVID-19 pandemic, it is hoped that this project will be completed in the spring of 2021.

The P&R Commissioners would like to publicly thank Superintendent Charles Simonds and his assistant Raymond Wilcox Jr. for their consistent work during the pandemic in maintaining the facilities so they did not deteriorate. These sports fields are an asset to the quality of life in our Town and provided needed open space for people during the pandemic.

Respectfully submitted,  
Michael Flaherty, Chair

---

### **Planning Board**

2020 Planning Board members: Raymond Ajemian, Vice-Chair; William Akins, Associate Member (Resigned 6/2020); Patrick Driscoll, Chair; Steven Geller, Jean C. Guarino, Michael MacDonald, Astrid Rojas, Associate Member

The responsibilities of the Planning Board are established by state law and by the Town Administrative Code and Ordinances. They include making a Master Plan for the Town, review of and action on subdivision and approval-not-required plans pursuant to Mass. General Laws Chapter 41, adoption of Subdivision Rules and Regulations for the Town, review of and action on plans pursuant to several zoning bylaws including Open Space Conservation Development, Planned Development District, Mobile Home Elderly Community, Mixed Use in the Central Business District, Bed and Breakfasts, Medical Marijuana Treatment Centers, Commercial Solar and Site Plan Review. The Board also develops and holds public hearings on proposed zoning ordinances and makes recommendations to the Town Council for adoption.

During 2020 the Planning Board took the following action on several types of plans and applications:

Site Plan Review approved: 8

- 1400 Pleasant Street – Minor Modification – Bank conversion into a restaurant
- 500 Elm Street – Major Site Plan – 110,000 sf office/warehouse/wholesale complex
- 500 South Street (Mitchell School) – Major Site Plan – New elementary school building
- 1453 Plymouth Street – Major Site Plan – New office building
- Lot 84 Fruit Street (Claremont) – Major Site Plan – 103,000 sf flex building/warehouse

## **Board, Committee and Commission Reports (continued)**

### **Planning Board** *continued*

Site Plan Review approved: 8 *continued*

- 722 Bedford Street – Major Modification – Expand structure
- 365 Elm Street – Major Modification – Expand structure
- 1925 Old Plymouth Street – Major Modification – Construct a new warehouse

Approval-Not-Required Plans endorsed: 7

Special Permits granted: 4

- 1050B Elm Street – New warehouse for manufacturing of adult use marijuana
- 365 Elm Street – Increasing a nonconforming use
- 1400 Pleasant Street – Bank conversion into a restaurant
- Lot 84 Fruit Street (Claremont) – 103,000 sf flex building/warehouse in PDD

Earth Removal Permits granted: 0

Subdivisions granted: 2

- Olde North Estates – Two (2) Lot Subdivision
- Twin Mansion Estates – Three (3) Lot Subdivision

Subdivisions modified: 5

- Oldfield Estates, II – To reconfigure some lots
- Stonehill Lanes – Redefine a lot into a smaller drainage lot
- Walnut Hill/Winterberry Lane – Alter the tree clearing and work area line
- Sprague's Place – Extension to 4/4/22
- Firefly Lane – Extension to 5/16/22

Street Acceptance Recommendations: 1

- Auglis Way

The Planning Board held joint meetings with the Community and Economic Development Committee (CEDC) on the following Zoning Amendments:

- Recodification of Town By-Laws
- Amend the Planned Development District
- Amend Pleasant Street Zoning

In 2020, the Board began to take continued actions to preserve our natural environment, working with the Town Manager's office to establish an ad-hoc Tree Board.

The Board welcomed new associate member Astrid Rojas. William Akins stepped down from the Board. The Board will miss his thoughtful insights and dedication to the Town but wishes him well.

## **Board, Committee and Commission Reports (continued)**

### **Planning Board** *continued*

Despite 2020 being a year of great uncertainty, the Board was able to continue its work seamlessly using new technology, and with the support and guidance from staff.

The Board would especially like to acknowledge the dedication and professionalism of our support staff, Elijah Romulus and Leslie Dorr.

The Board would also like to thank members of the public for their participation and input at our many meetings. The input is very valuable to Board members during deliberations and in reaching our decisions, and it improves the process.

Respectfully submitted,  
Patrick Driscoll, Chair

---

### **Registrars of Voters, Board of**

2020 Board of Registrars members: Joseph Gillis Jr. (R), Town Clerk Marilee Kenney Hunt (D), Chair, *ex officio*; Frances Jeffries (D), Stephen Mordas (R) (starting 8/5/2020)

As required by the Massachusetts General Laws (M.G.L.), Bridgewater's Board of Registrars of Voters is comprised of three (3) persons in addition to the elected Town Clerk. The Board is supported by a full-time assistant, Christine Nemes.

The partisan, political balance of the Board is defined by an even number of members from the two major parties, Democrat and Republican. Thus, if the Town Clerk is affiliated with one of the major parties, the other three (3) members will ensure equal partisan representation by having one representative from the same party as the Town Clerk and the other two members from the opposing party. All members but the Town Clerk are nominated for appointment by their partisan Town Committee. The Town Manager appoints, and the Town Council ratifies, each appointment. Each member serves a three-(3) year term.

A non-Town Clerk registrar must:

- Be a registered voter in Bridgewater unless regularly employed by the registrars: M.G.L. Chapter 51 Section 25
- Hold no other office in Bridgewater and
- Swear to an oath to faithfully perform the duties of registrar. M.G.L. Chapter 51 Section 23

Members of the Board of Registrars of Voters and the Town Clerk's Office performed or oversaw the following duties as required for a city without a board of election commissioners or an election commissioner (M.G.L. Chapter 51 Section 15):

**Board, Committee and Commission Reports (continued)**

**Registrars of Voters, Board of *continued***

Maintained accurate lists of registered voters in Bridgewater	Maintained and tested voting equipment
Conducted elections	Prepared and published a listing of residents
Accepted nomination papers	Tallied election results
Certified initiative or referendum petitions	Heard complaints of illegal or incorrect registration (no complaints were received in 2020)
Oversaw voter registration	Conducted election recounts (when necessary—none were necessary in 2020)
Processed absentee voter applications	Conducted the annual census
Processed address and party changes	

On February 28, 2020, the Board conducted a hearing to determine whether former Town Councilor William Wood could be allowed to serve on the Town Council, should he be elected at the Annual Town Election on June 27, 2020. An audience of 5 persons attended. Prior to the hearing, Board Chair Marilee Kenney Hunt had spoken with Michelle Tassinari, head of the Secretary of the Commonwealth's Elections Division, and learned the Town Clerk's office is required to provide nomination papers if the applicant is a registered voter in Bridgewater. No other criteria are needed. Mr. Wood, who had drawn nomination papers and was gathering signatures to run, was in compliance with the minimal criteria.

In 2020, the Registrars and the Town Clerk's office conducted four elections: the Presidential Primary on March 3, 2020, the Annual Town Election on June 27, 2020, the State Primary on September 1, 2020, and the Presidential Election on November 3, 2020. Election results can be found beginning on page 18.

The Board of Registrars of Voters is extremely grateful for the full-time assistance of Christine Nemes, who ensures continual updating of the Voter Registry by entering voter registrations received from individual voters, the Secretary of the Commonwealth, and the Registry of Motor Vehicles. She is an invaluable asset conducting the day-to-day activities of the Board.

Respectfully submitted,  
Marilee Kenney Hunt, Chair

---

## **Board, Committee and Commission Reports (continued)**

### **S.A.V.E. Committee (Senior Associates Volunteer Experience)**

2020 SAVE Committee members: Scott Bois, *ex officio*, Collector/Treasurer; Paula Bracken, Resident; Shelley McCauley, Principal Assessor, *ex officio*; Emily Williams, Director of Elder Affairs, *ex officio*

The SAVE Committee received a total of 16 applications in 2020. The Senior Center, Office of the Town Clerk, and the Police Department were able to place 13 volunteers who worked a total of 1,313.5 hours.

Respectfully submitted,  
Paula Bracken, Chair

---

### **Transportation Committee**

2020 Transportation Committee members: Jennifer Burke, Economic Development Director, *ex officio*; Christopher Delmonte, Police Chief, *ex officio*; Michael Dutton, Town Manager, *ex officio*; Ronald Ladue, Roadways Superintendent, *ex officio*, Thomas Levy, Fire Chief, *ex officio*

A 2020 Annual Report was not submitted by the Transportation Committee.

---

### **Veterans' Council**

2020 Veterans' Council members: Louis Almond, Dennise Caratazzola, Charles Chisholm, Pauline Grenier, Secretary; William LaBossiere, Temporary Chair, Ronald N. Lembo, Luigi Primavera, Robert (Chris) Rue, Edmund Spencer, Roderick K. Walsh, Veterans' Agent, *ex officio*

The Veterans' Council did not meet in 2020. Some members gathered on Memorial Day to perform brief ceremonies at the cemeteries and around the memorials on the Common. Gatherings were carried out in accordance with COVID-19 guidelines.

Respectfully submitted,  
Pauline Grenier

---

### **Water and Sewer Board**

2020 Water and Sewer Board member: Joseph Bracken, Robert Iafrate (Resigned January 2020)

There were not sufficient members to call a meeting in 2020.

---

## **Board, Committee and Commission Reports (continued)**

### **Zoning Board of Appeals**

2020 Zoning Board of Appeals members: Gerald Chipman, Vice-Chair; Brian Heath, Chair; Anna Klimas. During 2020 the ZBA did not have any associate members volunteer to serve on the Board.

The Zoning Board of Appeals (ZBA) serves as the appellant board for the Town of Bridgewater Zoning Bylaws and fulfills requirements of Massachusetts General Law (M.G.L.) Chapter 40A—the Zoning Act. The ZBA is supposed to be comprised of a total of five members consisting of three regular members and two associate members. All members serve as volunteers and are appointed by the Town Manager. The Board conducts biweekly public hearings on the second and fourth Wednesday of each month and reviews all applications made by a property owner for a variance, special permit, or an appeal of the Town's building official's decision. The ZBA also serve as the permit granting authority for all Comprehensive Permits under M.G.L. Chapter 40B.

For the 2020 calendar year, the Zoning Board of Appeals supported the following activities:

- Applications Filed: 10
- Variances and Special Permits: 5 Granted, 1 Denied, 0 Withdrawn, 0 Ongoing
- Appeals of the Building Inspector's Decision: 0 Upheld, 0 Withdrawn, 0 Ongoing
- Comprehensive Permit (Chapter 40B) Applications: 1 Approved
- Comprehensive Permit (Chapter 40B) Insubstantial Modification: 3 Approved

The Board would also like to thank members of the public for their participation and input at our many meetings. The input is very valuable to Board members during deliberations and in reaching our decisions, and it improves the process.

Respectfully submitted,  
Brian Heath, Chair

---



# **Elected Town Official Reports**

## **Public Library Trustees, Board of**

2020 Board of Library Trustees members: Beryl Domingo, Janet Dye, Constance Franciosi, Chair; Matthew Gerritsen, Secretary; Robyn Golden, Andrew Harding, Danielle Oliari, Vice-Chair; Jeff Rhind, Nancy Sarno

The year 2020 began on an auspicious note as the Library staff and Trustees welcomed our new Director, Jed Phillips. Jed hit the ground running. While getting to know the staff and the workings of the Library, he set two goals for his first year: to revamp and reorganize the Bridgewater Public Library ((BPL—<https://www.bridgewaterpubliclibrary.org/>) website and to establish a library of things. Come March 13, however, these initial goals had to be put on hold when the Library had to suspend service due to the coronavirus (COVID-19). Beginning in April, programs were offered virtually and our collection of ebooks expanded. In July, curbside pickup started and instantly became very popular with patrons.

In response to the Black Lives Matter movement, the Trustees issued a statement of support and promised to seek ways in which the Library could foster a better understanding of issues relative to social justice, inclusion, and diversity. The statement was placed on the newly created Board of Trustees' webpage with a contact button for patrons and community members to provide suggestions.

Following the June 27 Town election, the Trustees welcomed two new members to the Board: Robyn Golden and Andrew Harding.

Over the summer, the Trustees developed a series of resolutions pertaining to their role and responsibilities for changes to the Town Charter and Administrative Code. These resolutions were presented to the Town Charter Review Committee (TCRC), were adopted by the TCRC with minimal alteration, and will move on for review by the Town Council.

In September, the newly revamped website was up and running. Attractive and easier to navigate, it provided patrons with new features such as Hoopla, a digital media service that allows patrons to borrow movies, music, audiobooks, ebooks, comics, and TV shows to be enjoyed on a computer, tablet, phone, or TV.

In October, a book sale was held on Library grounds. Conducted by both Library Staff and Trustees, it was enjoyed by all and deemed a rousing success.

Over the remaining months of the year, attention turned to the library of things, a collection of unique items that patrons can borrow. A number of items have been purchased, especially in the area of tools, including a label maker, sledgehammer, stud finder, and measuring tape. The Library Staff looks forward to making these items ready for checkout soon.

## **Elected Town Official Reports (continued)**

### **Public Library Trustees, Board of *continued***

As this is written (mid-January 2021), the Library is still limited to curbside pickup. However, patron activity remains high as community members take advantage of virtual programs, videos, and contests and stay connected with Bulletin Bytes, the Library's weekly email newsletter. Despite the current challenges, the Bridgewater Public Library remains true to its purpose of providing opportunities for growth, learning and enrichment to its citizens.

Respectfully submitted,  
Constance H. Franciosi, Chair

---

### **Town Clerk**

The Town Clerk's Office functioned throughout the 2020 COVID-19 pandemic. The doors were closed to the public for most of the year but the work inside—and outside in the parking lot—continued seamlessly.

The following were recorded in 2020:

Births: 233

Deaths: 237\*

Dogs licensed: 1,624

Marriages: 250

New business licensed: 92

Renewed business licenses: 61

The office actively supported the Federal 2020 Census count, responding to phone requests for updated addresses or other requests from Census takers, helping to ensure the fullest possible count.

Two-and-a-half times more than the usual number of marriage licenses were issued because our office remained open throughout the pandemic while many others throughout the Commonwealth closed. We served our own residents and dozens from distant locations including the Berkshires, North Shore, Boston, and Brockton. The Town Clerk, also a Justice of the Peace, performed 89 marriages: gloved, masked, outside in wind, rain, snow, sunshine, or whatever weather prevailed. An article in the New York Times noted Bridgewater as a dependable location, continuing to offer marriage licenses for Commonwealth couples caught mid-pandemic.

Elections were conducted at 166 Mt. Prospect Street, the Mitchell at the Middle Elementary School, on Tuesday March 3, 2020 (Presidential primary), Saturday June 27, 2020 (local Town election postponed from April to June because of COVID-19), September 1, 2020 (State Primary) and November 3, 2020 (General/Presidential Election).

Ensuring COVID-19 safety precautions ruled every action. Protecting every customer, each voter, and all volunteers was priority number 1, along with maintaining the inviolability and protection of each ballot.

## **Elected Town Official Reports (continued)**

### **Town Clerk *continued***

Early voting for all elections, except the local Town election, was conducted in the Academy Building, 66 Central Square. A cadre of volunteers staffed each of the 29 early voting days, allowing the Town Clerk staff and additional volunteers to handle in-office work. The Commonwealth waived restrictions for voting absentee. Notices were sent by the Commonwealth to all voters, providing a card to order an early-vote-by-mail ballot. Processing and fulfilling incoming ballot orders became the work of many weeks. At day's end, carrying hundreds of ballots to the post office became routine. Voters were also permitted to return ballots in the drop-box at the Academy Building. Receiving, opening, recording, cataloging, then mailing a ballot to each of those requests was a huge task followed by receiving, checking-in, cataloging, and protecting the ballots upon return.

All efforts to ensure worker and voter safety appeared to have paid off: no one reported contracting the virus while voting early or in-person nor while working in the Academy Building or at the polls.

Election results are available in this document beginning on page 18.

The number of voters participating in the elections fluctuated greatly. The extremes were the June Local Town Election, with 577 (3.2%) of 17,365 registered voters participating before polls closed at 4:00 p.m. and the General/Presidential Election in November where 14,399 (78.8%) of 18,272 voters cast early-vote-by-mail, early vote in-person, absentee and in-person, election-day ballots.

Note the growth in voter registration from the June 26th election until the November 3rd election: 907 new voters registered in 143 days—approximately 6.34 new voters a day, week-in and week-out, for 20+ weeks.

It would have been impossible to conduct safe efficient elections without the incredible assistance of numerous volunteers and paid poll workers. We never lacked, even during this precarious time, for volunteers willing to come sanitize voting booths, direct voters, assemble stanchions, staff check-in tables and precinct locating venues (outside in the freezing cold at the Presidential election), move voting equipment into place, count write-in ballots (at 9:00 p.m. after starting work at 6:00 a.m.) all with pleasant, friendly demeanors, welcoming and encouraging voters to cast their ballots.

Rebecca Fleisch Cordeiro spent untold hours ensuring content, consistency, editing, and publication direction for this Annual Town Report. It is impossible to overestimate her commitment, competence, and contribution to Bridgewater. This edition marks the 6th year she has ensured publication of Bridgewater's Annual Town Report. We regret the years before her assistance when Bridgewater did not create an Annual Report: 2009 and 2010 when it was legally required but not done; 2011-2014, the early days of our governmental change. During those years, the task was not a responsibility of the Town Clerk's Office. Thankfully, when it was re-assigned to our office, Ms. Cordeiro was available and willing to assist.

## Elected Town Official Reports (continued)

### Town Clerk *continued*

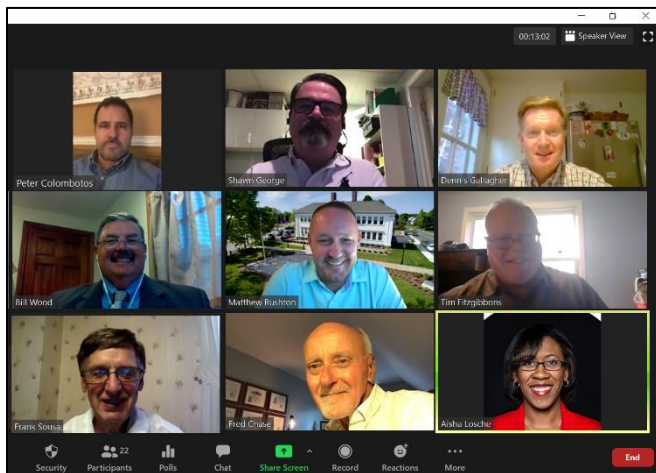
I am deeply grateful for and dependent upon the dedicated, professional, meticulous work of Jolie Sprague Martin and Christine Nemes who worked full-time throughout the pandemic, including the election season, never missing a beat. Our customers were served with smiles (behind masks) and competence as documents, certificates, business licenses, dog tags, ballots applications and more were run out to the parking lot or retrieved from the porch ensuring top-grade, personalized services.

Respectfully submitted,  
Marilee Kenney Hunt, Elected Town Clerk

\*Among those were 26 residents who passed away with COVID-19 listed as the cause of death:

- 1 at the Prison or State Hospital
  - 25 at a Hospital or another Health Care Facility (Nursing Home/Rehab)
- 

### Town Council



**Town Council Members 2020**

<b><i>Top Row Left to Right:</i></b>	Peter Colombotos, Shawn George (President), Dennis Gallagher
<b><i>Middle Row Left to Right:</i></b>	William Wood, Matthew Rushton (Vice President), Timothy Fitzgibbons
<b><i>Bottom Row Left to Right</i></b>	Francis Sousa, Frederick C. Chase, Aisha Losche

## Elected Town Official Reports (continued)

### Town Council *continued*

The Bridgewater Town Council is pleased to submit the following Report to the citizens of the Town of Bridgewater for the Year 2020.

2020 began with a Councilor vacancy in District 6. At their meeting held February 4, 2020, the Town Council voted to appoint Mark Linde to fill the District 6 vacancy through the remainder of the seat's term.

On March 16, 2020, the Town Council held a special emergency meeting so Town Manager Dutton could update the Council on the coronavirus disease (COVID-19) and the effects on Town operations and public meetings. Beginning with their first meeting in April, Town Council meetings were held remotely via Zoom© continuing virtually through the remainder of the year.

On April 21, 2020, the Town Council voted to change the date of the Annual Town Election to June 27, 2020, with shortened hours. Results of the Annual Town Election welcome back District 3 Councilor Shawn George to another three-year term. Former District 6 Councilor William Wood re-joined the Council for a three-year term. District 5 did not see a newly elected Councilor; therefore, Councilor Peter Colombotos remained seated as a holdover. On July 7, 2020, the Council voted to elect District 3 Councilor Shawn George to Town Council President and Councilor At-Large Matthew Rushton to Vice President.

Despite the challenge of conducting meetings virtually, on June 23, 2020, the Town Council unanimously approved a balanced, fiscally conservative, and responsible budget for the Fiscal Year 2021. On July 28, 2020, the Town Council approved Capital Appropriations for Fiscal Year 2021, which provided additional funds towards the school district and the Highway Barn.

For the second time since its inception, the Town Council appointed citizen volunteers to form a Charter Review Committee charged with evaluating the Bridgewater Home Rule Charter to propose recommendations for improvements.

Notable among legislative matters adopted in 2020: ratification of collective bargaining agreements for the AFSCME and Library. In October, the Town Council voted to ratify the Purchase and Sale Agreement for the Old High School and in December, the Town Council voted to waive annual licensing fees for 2021 in an effort to offer some relief to businesses in Bridgewater. A summary of legislation adopted in 2020 is below.

<b>Legislation Type:</b>	<b>Measures Passed</b>
Ordinances (Total)	6
• <i>Zoning</i>	---
Orders	48
Resolutions	7
Appointments/Reappointments Ratified	37

**Elected Town Official Reports (continued)**

**Town Council** *continued*

We heard countless stories of neighbors helping neighbors, from checking on their well-being to taking them to the store or medical appointments for those who could not make it on their own. Local businesses who have been drastically impacted by the COVID-19 pandemic still offered their service at no cost to anyone with no questions asked. The strength of a community is tested during times of distress, and Bridgewater answered the challenge as it always does.

Reflecting back on a year with unprecedented challenges, the Town Council wishes to recognize and thank the Town of Bridgewater's public safety officials and all employees for their continuous commitment to serving the citizens of Bridgewater. We would also like to recognize the Bridgewater-Raynham Regional School District for their dedication to the education of our students.

We offer heartfelt condolences to all who have lost loved ones to the coronavirus disease (COVID-19).

Respectfully submitted,  
Shawn P. George, Town Council President, District 3 Councilor

---

# **Town Department Reports**

## **Community & Economic Development**

### *Director's Report including Economic Development and Planning*

The Department of Community and Economic Development (CEDD) consists of Community and Economic Development (including Affordable Housing), Planning, Zoning, and Conservation. The Department is responsible for much of the permitting, regulation, and oversight of land development projects serving both internal and external customers.

The CEDD promotes quality of life and fosters economic opportunity by facilitating a livable Bridgewater that is at once vibrant yet resilient. In so doing, the CEDD partners with enterprise, citizens, and local institutions in achieving economic vitality, housing opportunities, safe and efficient transportation networks, and resource protection.

2020 presented unique challenges with the emergence of COVID-19. Our office transitioned to a work-from-home model and maintained operations and procedures from home from March through September. In September we transitioned from the work-from-home model and had employees in the office in shifts of two employees per office at a time.

While COVID-19 shifted our priorities for 2020, we did begin conversations with Camino about adding commercial properties to our permit guide software. We continue to work on bringing the newest technology options to Bridgewater. We hope to continue conversations in the coming year about updating and making available our Geographic Information System (GIS) data through a user-friendly platform.

The Town continued the process of a complete zoning recodification and Comprehensive Master Plan Update. Working with Mark Bobrowski (Zoning) and Barrett Planning Group (Master Plan) the CEDD facilitated this work. The emergence of COVID-19 procedures pushed the completion of these projects out to 2021.

The reconstruction of Elm Street was completed within the 2020 calendar year. This project facilitated several new businesses locating along Elm Street, including FW Webb, the expansion of Theory Wellness, a new multi-bay contractor building, and a new 400,000 square foot warehouse.

In 2020, the Town began work with Environmental Partners for the Housing Choice Grant project to install a water main on Curve Street. The grant from the MA Cultural Council to complete a feasibility study for the "Old Town Hall" is still underway.

The LED Streetlight project Phase 1, funded through the Commonwealth's Green Communities program, was completed in 2020. The Town is in the process of completing the Operations and Maintenance plan with installer. In 2021 the Town hopes to apply for additional Green Communities monies for Phase 2 to install LEDs in the decorative fixtures downtown.

## **Town Department Reports (continued)**

### **Community and Economic Development, Director's Report** *continued*

Also in 2020, the CEDD continued to work with BETA Group on the Town's MS4 permit and is continuing to bring Bridgewater into compliance with stormwater requirements.

As always, the CEDD would like to thank the residents of the Town of Bridgewater, the Town Council, our fellow Town Departments, and everyone we have worked with this past year for your support. We look forward to continuing to make Bridgewater a vibrant, happy place to live and work!

Respectfully submitted,  
Jennifer Burke, Community & Economic Development Director

---

### **Com & Eco Dev: Building**

Building Department Employees: Robert Cabral, Plumbing & Gas Inspector; Ruth Card, Office Administrator; Debra Cronin, Administrative Assistant; David R. Moore, Sealer of Weights & Measures; Greg Paul, Electrical Inspector; Steven R. Solari, Building Commissioner/Zoning Enforcement Officer; and Paul Turner, Local Building Inspector

<b>Permit Type</b>	<b># of Permits</b>	<b>Construction Values</b>	<b>Fees</b>
Certificates of Inspection	135		\$6,150.00
Commercial Permits	57	\$31,874,763.00	\$424,850.00
Mechanical Permits	19	\$3,472,079.00	\$48,284.00
Sheet Metal	64	\$1,188,100.00	\$10,360.00
Single Family Dwellings	79	\$19,361,021.00	\$284,464.00
Duplex Dwellings	1	\$250,000.00	\$3,000.00
Over 55 Manufactured homes	19	\$1,567,825.00	\$18,294.00
Residential, additions, alterations, decks, sheds, pools, stoves	815	\$13,916,343.00	\$116,740.00
Gas Permits	444		\$27,990.00



**Town Department Reports (continued)**

**Com & Econ Dev: Building *continued***

<b>Permit Type</b>	<b># of Permits</b>	<b>Construction Values</b>	<b>Fees</b>
Plumbing Permits	393		\$57,055.00
Electrical Permits	795		\$174,390.00
Weights & Measures			\$9,555.00
Occupancy Permits	92		\$2,980.00
Vacant & Abandoned Buildings	6		\$1,200.00
<b>Totals</b>	<b>2919</b>	<b>\$71,630,131.00</b>	<b>\$1,185,312.00</b>

Respectfully submitted,  
Steven R. Solari, Building Commissioner/Zoning Enforcement Officer

---

**Com & Eco Dev: Building: Inspectional Services**

As the Sealer of Weights and Measures for the Town of Bridgewater, I offer the following report for 2020. According to the records, there are over 254 measuring devices in the Town. Among them are gasoline and diesel pumps, store scales, postal scales, pharmacy scales, loading dock scales, and truck scales. It has been a very interesting job going about the Town and learning about the variety of interesting businesses in Town. These will all be examined again during 2021 along with any additional devices brought online.

If shoppers in retail stores feel they were charged more than the posted price, they should bring this to the attention of the clerk or store manager. The state law concerning labeling errors is posted at each register. A consumer shall receive immediate relief as required by the posted law if there is an error on the part of the store. If there continues to be a concern with a posted store price or with any measuring device, please give me a call. I can be reached through the Building Inspector's office—508-697-0904—or call the number on the device's inspection label.

I look forward to serving the Town of Bridgewater for the coming year.

Respectfully submitted,  
David R. Moore, Sealer of Weights and Measures

---

## **Town Department Reports (continued)**

### **Com & Eco Dev: Conservation**

Please refer to the Community & Economic Development Director's Report, on page 73.

---

### **Com & Eco Dev: Economic Development**

Please refer to the Community & Economic Development Director's Report on page 73.

---

### **Com & Eco Dev: Health**

The Health Department had a very challenging 2020 due to the COVID-19 pandemic. During the first 9 months, the Office Administrator, Health Agent, and our volunteer nurses, directed by our lead nurse April Panos, worked 7 days a week for reporting and contact tracing as well as setting up to prepare for vaccination clinics. We were able to vaccinate a total of 600 residents and first responders. We would like to thank our nurses, April Panos, Michelle Beshansky, and Marie Fahey, along with our Police and Fire Departments for all their assistance during this past year. Even with our limited resources and personnel we were able to come together and accomplish more than I could ever imagine. Moving forward, I would advise everyone to be vigilant and mindful of your personal health and to continue to look out for your neighbors, friends, and family.

During the pandemic, the Health Department continued to function and to do our daily jobs that this office requires. We never missed a step and continued to always follow through with the best customer service to the residents of Bridgewater.

During 2020, the Health Department issued 136 disposal works construction permits. 65 permits were for new construction, 49 systems were upgraded to comply with Title 5 requirements, and 22 permits were for repairs. Our office processed a total of \$136,696.20 in septic betterment loans to residents. This loan is available to any resident who owns a home with a failed septic system.

Respectfully submitted,  
Eric J. Badger, Health Agent

---

### **Com & Eco Dev: Planning**

Please refer to the Community & Economic Development Director's Report on page 73.

---

## **Town Department Reports (continued)**

### **Elder Affairs**

As the Director of Elder Affairs for the Town of Bridgewater, I offer the following report for 2020.

The mission of the Bridgewater Senior Center is to promote the emotional, physical and economic wellbeing of older adults and to encourage their participation in all aspects of community life.

Since March 2020, the Senior Center has been closed to the public because of the COVID-19 pandemic. However 132 volunteers and a staff of six immediately performed outreach to almost 3,000 Bridgewater older adults, their caregivers, and people with disabilities. When our doors closed and the loss and isolation grew, the need for our transportation, Meals on Wheels, food insecurity programs, benefits, counseling, healthy aging classes, and other community-based programming dramatically increased. Together, the strength and perseverance from the community ensured older adults were well fed, warm, and befriended.

To meet new community needs, we pivoted our social programs to both virtual platforms and outdoors, in-person under a newly purchased large tent. We incorporated new services and information to improve the mental health and wellbeing of not only older adults and their caregivers, but students at Bridgewater State University (BSU) and the high school. Volunteers made over 6,000 masks, delivered over 15,000 Meals on Wheels and new Bistro-to-Go meals to homebound older adults, grocery shopped, and picked up other necessities, such as prescriptions and supplies. In total, we actively expanded our staff reach and grew our volunteer program by an astounding 140%, including members of the Fire Department's C.E.R.T. team, staff and students from BSU, and community members.

Our Department created opportunities to build community engagement with three new initiatives:

**Pen Pal Program with Bridgewater State University Students:** As a result of the pandemic, we started a pen pal email and paper writing program with students, seniors, and the Senior College at BSU. The program is successful at reducing social isolation and has made an impact on 25 students and 25 seniors.

**The Reunion Project:** During the spring of 2020, we celebrated aging in Bridgewater with an intergenerational program using the nonprofit photography group, The Reunion Project, and the Community Service Center at BSU.

The Reunion Project gives older adults a voice for speaking to young people about life choices and decisions. This interactive, trans-generational presentation uses photographic images, text and the spoken word to create an environment that invites and facilitates reflection and meaningful discourse between people at both ends of the age spectrum.

## **Town Department Reports (continued)**

### **Elder Affairs *continued***

The Reunion Project is a unique multi-faceted program that combines portrait photography and the written word to give older adults an opportunity to reflect on their lives, who they were as teenagers and who they are now. The Project is best thought of as a performance piece where the participants who engage in self-reflection become the performers. Their stage is the exhibition space where their images and words are displayed. The rotating program was on exhibit on the Town common for residents to admire and reflect on.

**Bridgewater CARES Initiative:** This initiative is a transformative community wellness program to reduce social isolation and loneliness. We collaborated with the Bridgewater C.E.R.T. team and the Academic Public Health Volunteer Corps (APHVC) to make wellness calls to every resident age 60-plus in Town. This is a program of the Academic Health Department Consortium. The mission of the APHVC is to leverage public health students, alumni, and expert volunteers to augment, amplify, and promote local public health efforts in Massachusetts. Since May 2020, the APHVC has placed 5 volunteers with us. In turn, we assigned a “team lead,” who is a single point of contact. The team lead then organizes and mobilizes a team of mainly part-time volunteer students. Volunteers include current students, ranging from undergraduates through doctoral level. The project is part of a larger plan to build our database, improve communication skills with working with older adults, and reinvigorate civic involvement using students as volunteers.

Thank you to our Public Safety and Health Departments for the ongoing commitment to keeping Bridgewater safe and healthy. A special thank you to Roderick K. Walsh, Director of Veterans’ Services, for being the leader in supporting Bridgewater Veterans and Gold Star families of all ages during these unprecedented times.

A tremendous thanks to the staff, SAVE participants, volunteers, Elder Affairs Commission, instructors, Old Colony Elder Services, and so many others who donated their time, money, goods, services, hard work, and dedication, keeping the older adults of Bridgewater safe during the year of the pandemic.

Respectfully submitted,  
Emily E.J. Williams

---

### **Financial Services**

#### *Report of the Finance Director/Town Accountant*

The core mission of Financial Services includes the preparation of financial statements and schedules, establishing financial policies and best practices, collecting revenue, tracking accounts payable, issuing payroll, budgeting, capital planning, maintaining contract and payment records, and the oversight of all financial operations relating to the Town.

## **Town Department Reports (continued)**

### **Financial Services *continued***

This Finance Team has accomplished many goals. We continue to move forward to further capitalize on the many components and elements of our financial software. Transparency and communication continue to be our focus to internal and external users of our financial information. We hope the implementation of new and improved technology has increased our effective communication with staff, Town officials, residents, and the public at large.

We collectively continue to assist all Departments and participants with daily, weekly, monthly, and annual reporting, as well as ongoing and new capital projects.

I wish to extend a special thanks to our dedicated Finance Team, Laurie Guerrini, Michelle Rota, Laurie Mahoney, Shelley McCauley, Michelle Burgess, Theresa Penny, Scott Bois, Teresa Gillis, Pamela Sproule, Nancy Wolfson, and Ann Larracey for their continued support throughout this year and their commitment to the goals and mission of the Finance Department. A special thanks to Michael Dutton and Kimberly Williams for their guidance and continuous support.

Respectfully submitted,  
Anthony V. Sulmonte, Finance Director

---

### **Financial Services: Accounting**

Please see pages 122-152 of the 2020 Financials: Budget Reports.

---

### **Financial Services: Assessing**

In all cities and towns, assessors must annually adjust valuations to reflect changes in the tax base due to new construction, alterations, demolitions, etc. If there has been a change in market conditions, adjustments must be made to property values to reflect full and fair cash value as of January 1. This is called an interim year adjustment. A plan, which includes analysis and application of appropriate appraisal methods, must be used to develop any valuation adjustments. In fiscal year 2020, the assessors analyzed market conditions and adjusted values accordingly.

For the fiscal year 2020, (July 1, 2019–June 30, 2020), the total taxable valuation of the Town of Bridgewater is composed of:

- |                     |                 |
|---------------------|-----------------|
| • Residential       | \$2,765,737,806 |
| • Commercial        | \$223,824,504   |
| • Industrial        | \$97,797,040    |
| • Personal Property | \$87,822,430    |

<b>Total Taxable Value</b>	<b>\$3,175,181,780</b>
----------------------------	------------------------

## **Town Department Reports (continued)**

### **Financial Services: Assessing** *continued*

The number of taxable parcels assessed in FY 2020 was 8,537. There were 585 exempt parcels valued at \$457,172,100. The grand total value of the Town of Bridgewater for FY 2020 was \$3,632,353,880.

The total amount to be raised for fiscal year 2020 was \$74,458,542.97. The total estimated receipts and other revenue sources was \$27,688,115.36. The total raised through taxation (tax levy) was \$46,770,427.61, establishing a tax rate of \$14.73/1000. The Bureau of Accounts certified the tax rate on November 22, 2019, allowing the Assessors to commit the tax roll to the Collector on December 13, 2019.

As of February 22, 2021, the total motor vehicle excise taxes committed for levy year 2020 was \$3,871,613.30.

The Assessor's staff wishes to thank the Board of Assessors for their commitment to the office and for their great wealth of knowledge.

Respectfully submitted,  
Shelley McCauley, Chief Assessor

---

### **Financial Services: Procurement and Treasury**

It is with pleasure that I submit the annual report as the Treasurer/Collector of the Town of Bridgewater. I wish to thank our team members: Teresa Gillis, Pamela Sproule, Ann Larracey, and Nancy Wolfson for their professionalism and support.

We remain dedicated to providing exceptional customer service and will continue to strive for resident convenience and Department efficiency. We look forward to serving the community of Bridgewater in fiscal year 2021.

Respectfully submitted,  
Scott M. Bois, Treasurer/Collector

---

### **Fire: Emergency Management**

The Bridgewater Emergency Management Agency (BEMA) is responsible for the safety of all citizens in the Town of Bridgewater in the event of any natural or manmade disaster. We are responsible for coordinating all resources needed related to public safety within our community during any incident small or large to resolve or control and mitigate any situation.

## **Town Department Reports (continued)**

### **Fire: Emergency Management *continued***

The Citizens Emergency Response Team (CERT) has both the willingness and ability to help whenever needed. We would like to thank Director Dennise Caratazzola and the many CERT volunteers who have stepped up this past year. Our CERT volunteers helped the Senior Center deliver Meals on Wheels and did wellness checks by calling our seniors during a time when they were not able to leave their homes. They worked with our Veterans' Agent on Memorial Day to place a United States flag on each Veteran's grave and put up the flags in Central Square for Veterans' Day. During some extreme heat in July, our CERT volunteers went door-to-door to check in with our seniors at Hemlock Drive and Heritage Circle to see if they needed any assistance. CERT also provided shopping services for seniors who, due to compromised immune systems or the inability to shop because of COVID-19 protocols, were unable to get to the grocery store or pharmacy. We cannot thank Dennise and all the CERT volunteers enough for everything they did for our residents during this very trying time.

Bridgewater is a host community for a regional cache site which houses emergency lighting plants, generators, and sign boards that can be deployed and used to inform the public regarding public safety. These specialized pieces of equipment have been deployed throughout the year to assist in a multitude of incidents for both state and local initiatives. Large tents and a housing shelter, which needed power and lighting when social distancing was required in the spring during the COVID-19 spike, had to be used to help with our homeless population.

This past year has been trying at best for all and a scary time for most, from civil and political unrest to the global pandemic of COVID-19. If you were not directly affected by these incidents, you might have felt it indirectly through family or friends. The one positive I hope we can all gather from such adversity is this: humanities' worst of times provides us each the opportunity to both help and *show* kindness *to* each other and be willing to *receive* help and kindness *from* each other.

*The ultimate measure of a man is not where he stands in moments of comfort and convenience, but where he stands at times of challenge and controversy.*

Reverend Martin Luther King Jr.

With Sincerity and Hope,  
Michael P. MacDermott, Acting Emergency Management Director

---

## **Town Department Reports (continued)**

### **Fire: Fire Services**

In 2020, the Bridgewater Fire Department responded to just under 6,000 calls for service. The Fire Department responds to an average daily call volume of just over 16 calls for service per 24-hour shift.

The list below represents calls for service in 2020:

911 Investigation	13
Assistance	477
Brush Fire	3
Medical Emergency	2,783
Investigation	781
MVA	203
Outside Fire	17
Fire Alarm	486
Health & Welfare Check	13
Auto Fire	9
Structure Fire	58
Mutual Aid	67
Tech Rescue	3
HazMat	3
Inspections	<u>1,044</u>

**Total calls for service                    5,960**

The Residential growth in the Town of Bridgewater continues to impact the demands on Fire Department resources. This past year recognized a reduction of call volume which can be attributed to the decreased population of resident students at Bridgewater State University (BSU). The University switched to an online study from home program due to the impact of COVID-19. This impact was felt both locally and globally as many employees began to work from home. Many of the calls are medical emergencies, both Basic Life Support and Advance Life Support. Although we saw a decrease in the number of medical calls, the calls took longer as we took time to decontaminate ambulances and crews. The Department has consistently run three ambulances on a regular basis for more than 12 months of the year.

With the assistance of the Bridgewater Board of Health (BOH) and BSU, we ran two (2) Vaccination Clinics at the Kelly Gym. We were able to vaccinate over two hundred ten (210) first responders, forward-facing healthcare workers, and ancillary staff who would not be able to deliver the services required by the Town or the University without these vaccinations.

The Department currently is operating with 46 members, including the Chief, Deputy Chief, EMS/Training Captain, and four Duty Groups; each Duty Group consists of a Captain, a Lieutenant, and 10 firefighters. Most of our firefighters are certified Paramedics; the remaining firefighters are certified as EMT Intermediate or EMT Basic. We are



## **Town Department Reports (continued)**

### **Fire: Fire Services** *continued*

currently in process to fill the 5 vacancies left in our Department through retirements to bring staffing levels back to a 51-person Department.

We have had multiple retirements in 2020. The Bridgewater Fire Department would like to congratulate:

Captain Paul L. Lamoureux Jr.

Firefighter/EMT John Maloof

Firefighter/Paramedic Steven Murphy

Chief/Firefighter/EMT Thomas D. Levy

Chief Levy's full-time career as a Bridgewater Firefighter began on July 7, 1987 and concluded on January 6, 2021. Chief Levy wore many hats throughout his career at the Fire Department; his knowledge and experience will be greatly missed. This will be the first time since the mid-1960s that a member of the Levy family has not worked for the Bridgewater Fire Department.

We would like to wish all our retirees a long and healthy retirement.

We can all hope for a better year to come in 2021, but the only way we can assure it is through hard work and vigilance. Most of what we are all experiencing now has been seen by our parents or grandparents before us, and the only way to effect change is to pay attention to history so that we are not doomed to repeat its mistakes.

Respectfully submitted,

Michael P. MacDermott, Acting Fire Chief

---

### **Parks & Recreation**

Ray Wilcox Jr. assists Superintendent Simonds on the daily maintenance of the recreational fields and buildings.

Brooke Condon staffs the office on a part-time basis.

Although some private sports leagues and teams continued their programs, the Bridgewater Parks and Recreation Department offerings were canceled in 2020 for the safety of the children of Bridgewater, due to the COVID-19 pandemic. Those cancelled programs include: the Spring Track program, the Summer Recreation program, the Fall Cross Country program, and the Biddy Basketball program.

## **Town Department Reports (continued)**

### **Parks and Recreation *continued***

Projects to improve Legion Field continued, however. The dugout project was completed with fencing installed for the safety of the players.

The Parks and Recreation Department would like to thank the Community Preservation Committee for financing the fencing for this project.

Respectfully submitted,  
Charles Simonds,

---

### **Committee Reporting to Parks & Recreation**

#### **Golf Advisory Committee**

2020 Golf Advisory Committee members: James Campbell, Dan Mahoney, Bob McDonough, Pat Montagano, John Muir, William Nowlin, Dennis Weingartner

Through Superintendent Simonds' work with the Golf Commissioners, the Parks and Recreation Commissioners were updated on the efforts to maintain quality golf course through the COVID-19 restrictions.

The Olde Scotland Links Golf Course is located at 695 Pine Street in Bridgewater.  
Contact information: 508-279-3344

---

### **Police: Animal Control and Animal Inspections**

A 2020 Annual Report was not submitted by Animal Control and Animal Inspections.

---

### **Police: Parking**

Please refer to the "Parking Tickets" section in the Town Manager's report on page 92.

---

### **Police: Police Services**

The 2020 Annual Town Report for the Police Department can be found at:  
[www.bridgewaterpolice.org](http://www.bridgewaterpolice.org)

---

## **Town Department Reports (continued)**

### **Public Library**

2020 has been a year unlike any other. COVID-19 necessitated rapid adaptation to a new reality. Despite disruptions, Bridgewater Public Library successfully pivoted, continuing to provide exceptional service to our community. Programming and events moved into the virtual space. In 2020, the library offered 266 of these online programs, attended by 7,777 people, bringing guest speakers, performers, story times, indoor gardening classes, art classes and more for all ages. Our continued partnership with Triumph, Inc. Coordinated Family & Community Engagement filled a vital need, providing caregiver and child literacy and STEM programming throughout the year.

In the initial stages of the stay-at-home advisory the library provided hundreds of free contact-free book bundles available to the public, keeping residents well supplied with books, magazines and movies in a safe manner. "Take and Make" craft kits for kids are available every week with a new kit each month. Convenient curbside pickup services were implemented, allowing our patrons to reserve their materials and receive these items without having to leave their vehicles.

With our ever-popular book sale room inaccessible to the public, a socially distanced open air book sale took place over the fall. The event was well attended and a rousing success that we intend to replicate. Our Summer Reading Program was modernized with a grant through the Massachusetts Board of Library Commissioners MBLC providing a subscription to the convenient and fun Beanstack platform.

A rebuild of the library's website was completed, expanding remote access to our resources and providing a cleaner, more accessible platform from which residents can engage with their library. This new website includes the addition of several free online resources for all Bridgewater Public Library card holders, including the New York Times Online, Hoopla, OverDrive, Creativebug, Lightbox, and others.

New 3D printing equipment was acquired and has been used for a wide and varied number of items, including tools for our virtual programs and crafts, prizes for our reading programs, and hundreds of face mask ear savers and nose clips.

Bridgewater Public Library operated with a small team of ten full-time and part-time employees in 2020, with a budget of \$634,126. We house a total collection of 73,640 physical items available for checkout in addition to a combined catalog of over one million items of digital content. Our continued membership in the SAILS network of libraries expands the resources available to Bridgewater residents to include the collections of over 70 area libraries, totaling over 3.5 million items as well as drastically increased digital content.

I would like to recognize the hard-working library staff. In a year of elevated stress and uncertainty, they have continued to rise to each and every challenge. Without their daily commitment to serving this community, all of our many achievements would be

## **Town Department Reports (continued)**

### **Public Library *continued***

impossible. We would also like to thank the Board of Library Trustees for their work and dedication to the library.

We thank all who have supported the library in 2020. We look forward to further serving our community and welcoming everyone back into our building in the coming year.

Respectfully submitted,  
Jed T. Phillips, Library Director

---

### **Public Works: Roadways**

In 2020, the Highway Department was faced with several challenges: being understaffed, working through a pandemic (COVID-19), and losing 2 long-time employees, to name a few. This was the final full year for both Ron Ladue and Tony Chaves. We would like to wish them well in their retirement. Ron retired as the Highway Superintendent after 35 years with the Department. Tony retired after 35 years of service as our working foreman. We were, however, fortunate to add a new employee in December. I would like to welcome Edward DeMolles, full-time Light Equipment Operator. Ed brings many years of experience and has proven to be an asset to the Department.

We had a relatively normal winter season with average snow amounts. We continue to struggle to recruit private snowplow contractors despite raising rates yet again. Bridgewater has one of the highest rates in the surrounding area, and contractors are paid within 2 weeks of each snow event. In the last 3 years, we have lost approximately 30% of hired equipment.

The roadways were treated with salt a total of 21 times. Additionally, they were plowed 3 times, twice calling in all outside snowplow contractors and once with only in-house staff.

In 2020, the Highway Department fielded in excess of 400 resident phone requests, creating approximately 250 work orders. We also received many emails with requests and complaints. Work orders are prioritized and distributed to staff for repairs, etc.

With State funded Chapter 90 monies, the Department completed the projects listed below.

- Hayward Street: complete construction \$65,000
- Wall Street: full depth reclaim and pave \$210,000
- Bridge Street: full depth reclaim and pave \$205,000
- Crackseal: 18 streets \$50,000

In 2020 the Highway Department had 160 feet of guardrail installed at the intersection of Bridge Street and High Street. We purchased a new 2019 Ford F250 truck to replace an older model. Additionally, we purchased a 2020 Freightliner dump truck with a sander and

## **Town Department Reports (continued)**

### **Public Works: Roadways *continued***

plow. This truck replaced a 1998 International with similar accessories that went to the salvage yard.

The Town still does not have a Forestry Department. Most residents are unaware of this, and it comes as an unwelcome surprise that we do not have the manpower or equipment for most tree work. Instead, we must rely solely on outside contractors for 90% of tree services. In 2020 our 2 tree contractors removed approximately 44 trees and trimmed several others at a cost of \$31,050. Additionally, we spent over \$3,000 on stump grinding. The office continues to be inundated with weekly calls to inspect and address potentially hazardous trees, not to mention the issues we have had this year with storm damage.

In closing, the Highway/Forestry Department is in desperate need of an increase in staffing levels. However, I would like to recognize all our dedicated employees as well as our temporary winter employees. None of our work would be possible without the dedication and professionalism they each bring to the Department and the Town.

Respectfully submitted,  
Paul DeCosta, Interim Highway Superintendent

---

### **Public Works: Sewer**

To the Town Council and the people of Bridgewater,

The Sewer Department, which is an enterprise-funded account operating solely on sewer user fees, handles the day-to-day operations of the Wastewater Treatment Facility located at 100 Morris Avenue, eight (8) Sewer Pumping Stations throughout the Town and approximately 42 miles of sewer collection system.

For 2020, the sewer plant treated a total of 362 million gallons. The average flow to the facility was .989 million gallons per day (mgd). This number represents 68 % of the 1.44 Million Gallons per Day (mgd) design capacity. Septage received at the facility totaled 6.2 million gallons. Once again, no odor complaints were logged for 2020.

#### **The Maintenance Department**

- 46 repairs/replacements made of sewer equipment.

#### **Collection System Summary**

- Sewer connection applications taken out = 49.
- Sewer collection system plug ups = 6.
- Grinder pump problems = 11.
- Sewer line cleanings and inspections = 10.

## **Town Department Reports (continued)**

### **Public Works Sewer** *continued*

#### **Sewer Planning/Studies Ongoing**

- The National Pollutant Discharge Elimination System (NPDES) permit was issued in 2016. We have received more stringent limits for phosphorus and nitrogen. The treatment facility upgrade planning has begun.
- The comprehensive wastewater management plan was completed in 2020. The plan was reviewed and approved by the Department of Environment Protection (DEP).
- Updating sewer regulations are to be completed in 2021.

For more information about the facility please visit the website at:

<https://www.bridgewaterma.org/181/Secondary-Wastewater-Treatment-Facility>

I would like to thank the office staff and the men at the treatment facility for their support, dedication, and professionalism.

Respectfully submitted,

Jonas V. Kazlauskas, Superintendent, Bridgewater Water Supply/Water Pollution Control

---

### **Public Works: Solid Waste**

A 2020 Annual Report was not submitted by Solid Waste.

---

### **Public Works: Structures & Grounds**

(not established in 2020)

---

### **Public Works: Water**

To the Town Council and the people of Bridgewater,

The Water Department, which is an enterprise-funded account operating solely on water user fees, handles the day-to-day operations of the Carver Pond Treatment Plant located at Well Field Drive and the Nitrate Plant located on High Street. There are 10 gravel-packed wells located throughout the Town with approximately 140 miles of water distribution pipes.

For 2020, the water plant produced a total of 622 million gallons. The daily average flow was 1.7 million gallons per day (mgd).

## **Town Department Reports (continued)**

### **Public Works Water** *continued*

#### **Water System Summary**

- Number of water accounts = 7,413.
- New connections = 26.
- Water main and service breaks repaired.
  - Main = 5 services = 5.
- Backflow preventers checked = 428.
- Hydrant replacement/repairs = 7.
- Annual flushing program conducted.

#### **Water Planning/Studies Ongoing:**

- Worked on the comprehensive wastewater management plan, which includes a water component for planning; completed and approved by Department of Environmental Protection (DEP) in 2020. This plan will aid in mapping the future of the Water Department.
- Automated meter reading system installations continued through 2020.
- Future High Street Water Treatment Facility construction began. Estimated completion date is February 2022.

#### **New or Ongoing Water Construction Projects**

- Prattown subdivision.
- Oldfield Estates.
- Duxburrow Estates.

I would like to thank the office staff and the men of the Water Department for their support, dedication, and professionalism.

Respectfully submitted,

Jonas V. Kazlauskas, Superintendent, Bridgewater Water Supply/Water Pollution Control

**Editors' Note:** To read the 2020 Bridgewater Water Department Annual Water Quality Report (January 2020-December 2020) PWS ID Number: 4042000, go to the following link:

<http://www.bridgewaterma.org/documentcenter/view/1467>

---

### **Public Works: Water Pollution Control**

(not established in 2020—see Water and/or Sewer)

---

## **Town Department Reports (continued)**

### **Public Works: Water Supply**

(not established in 2020—See Water and/or Sewer)

---

## **Town Manager: Annual Report**

### **Introduction**

The Town Manager (TM) is appointed by the Town Council (TC) as the Town of Bridgewater's chief executive officer per the [Home Rule Charter](#) (Article IV, Sections 4-1, et seq). In 2020, the Town Manager's focus and priority was to effectively guide the Town through the impacts arising from the COVID-19 worldwide pandemic. This year was truly a test of the capabilities of the Town's employees; their unparalleled efforts helped to mitigate the damage stemming from the pandemic. The following summary captures an assortment of the various issues and challenges addressed by the Town Manager throughout the year.

### **General Office Operations**

In mid-March, after Massachusetts Governor Charlie Baker issued a statewide state-of-emergency order, the TM issued a similar Town-wide emergency declaration that remains in effect as of the close of 2020. In anticipation that the Town's operations would face an unprecedented year of unknown challenges, the TM met with his Finance Team to develop a more resilient FY2021 operational budget. Municipal budgeting was particularly difficult given the unprecedented shutdown of most commercial activities, including manufacturing, retail stores, restaurants, hotels, and other businesses that generate almost a quarter of our annual revenues. In addition, the state allocation of annual "state aid" was not finalized until long after the start of the Town's fiscal year, making state aid revenue a wild estimate. In short, 2020 was "the year of the pandemic," and Town employees rose to the challenge.

Overall, the Town ended the year with almost 1,000 confirmed cases of COVID-19, with 5 deaths attributed to the infection, and 72 active cases among its residents at the close of 2020. The Town's paramedics converted an ambulance to service calls related to the virus. Many Departments converted to split shift scheduling to ensure that the entire Department would not be infected in the event of an outbreak among the ranks. To prevent interruption to Town operations, the TM took the unprecedented initiative of converting almost all office staff to remote work. Thanks to the hard work of the Information Technology (IT) Department, Town operations did not skip a beat and, unlike almost every other city and town in the Commonwealth, the Town's business operations never closed down and no employees were furloughed. At the close of 2020, the Town Hall and other offices were open to the public by appointment; all visitors to Town offices were logged to ensure we could conduct appropriate contact tracing in the event of an outbreak.

In routine business, the Town Manager appointed or reappointed thirty-five (35) resident volunteers to boards, committees, or commissions. Some of the groups that saw



## **Town Department Reports (continued)**

### **Town Manager: Annual Report** *continued*

appointments or reappointments included the Board of Health, Conservation Commission, Elder Affairs Commission and Open Space Committee. The Town Manager also continued his work with two ad hoc advisory committees. The Fire Station Building Committee was charged with recommending “a Fire Station Building Plan for the Town of Bridgewater, which will accommodate the needs of modern firefighting and the emergency medical response service required of Bridgewater’s Fire Department.” Over the course of 2020, the Committee worked to determine the space needs of a new facility as well as identify a suitable location for a new facility. The Town Manager created a Diversity and Inclusion Committee, which will be charged with recommending ways to improve communication across Town, break down real and perceived barriers, engage traditionally unengaged populations, and propose ways the Town can be a better advocate for diversity, equity, and inclusion. At the end of 2020, residents were beginning to express interest in serving on the committee.

Annual business licensing was coordinated out of the TM’s office and submitted for approval by the TC in December 2020. This was the first year that renewals, excluding alcohol-related licenses, were done online via our new software designed to streamline the process. The TM and the TC worked together to waive licensing renewal fees due to the COVID-19 pandemic as a way to support businesses particularly hard hit by the pandemic. But in a story that reflects the true generosity of the business community, we learned of several businesses that donated their saved licensing fees to local food banks in order to make sure all Bridgewater residents could access food throughout the difficult year.

In 2020, much of the TM’s efforts were focused on monitoring the COVID-19 pandemic and adjusting operations to meet state guidelines. The TM hosted daily or twice-weekly meetings of the Emergency Management Team to address the number of cases, availability of resources, and operational logistics of the pandemic.

After a successful debt exclusion vote for the building of the new Mitchell School in October 2019, the year 2020 saw accelerated design work. The Mitchell School Building Committee met consistently and virtually throughout the pandemic via Zoom technology to make a wide array of design decisions. The Committee worked with the designer and the Town’s Owner’s Project Manager, Daedalus, and the Massachusetts School Building Authority to propose a comprehensive budget and a proposed state reimbursement rate. During the latter part of the year, the old Mitchell School was demolished, and the site was prepped for the new construction. Groundbreaking took place in the late fall of 2020 and the new school should be completed before September 2022.

The Fire Station Building Committee gradually proceeded with its work throughout the year. In January, the TM issued a request for qualifications for designer services to conduct a feasibility review of the space needs of the Fire Department, study potential locations for a new facility, and contemplate replacing Station 1/Headquarters with either one or two new locations. Jacunski Humes Architects, LLC, based in Berlin, CT, was engaged to

## **Town Department Reports (continued)**

### **Town Manager: Annual Report** *continued*

complete the work and came on board mid-year. By October, the firm had completed the space needs portion of the work and the Committee accepted that report.

The TM's office worked closely with the architectural firm Tappé to refine the plans for a renovation of the Memorial Building. The next step will be to secure approval from the local Historic District Commission and the Massachusetts Historical Commission for the proposed work. Once completed, the building will look much the same, but will include accessible bathrooms, an accessible front entry, and refurbished lower level. The building will house the administrative offices for the Department of Public Works divisions such as Water Pollution Control, Water Supply, and Engineering. It will also serve as the repository and processing center for Town records that require retention.

Throughout 2020, the development team proposing to redevelop the old McElwain School into housing worked hard to secure federal and state historic tax credits, low-income housing tax credit (LIHTC), state grant funding, and private equity backing to make the proposed project work. At the end of 2020, the team had pieced together commitments sufficient to allow the project to proceed. The Town is expecting a closing in the spring of 2021 when ownership of the school will transfer to the development team and renovations will begin. The developers will be constructing an additional building on this site, which is located on Main Street.

In 2020, the TM tasked the Bridgewater Cultural Council (BCC) and a small ad hoc group to review the work done by ArtsMarket, a consulting firm that was engaged to conduct a feasibility study for reuse of the old Town Hall utilizing a \$30,000 grant from the Massachusetts Cultural Council (MCC) in addition to \$30,000 from Town capital funds. At year's end the TM was awaiting the final reports from the hired consultants.

In 2020, the TM began broadcasting on Facebook live on Fridays at noon. The sessions were originally designed to make sure accurate information is disseminated directly to residents, and that misinformation and rumors are not left unchecked. It now serves as a forum for the TM to explain future initiatives and more complex issues.

At the end of 2020 we welcomed a new Department Director, Christopher Hartman, who fills the role of Facilities and Fleet Manager. Mr. Hartman will be addressing a huge backlog of work, including preventive maintenance across Town buildings, management of the Town's fleet of non-public safety vehicles, and planning for capital upgrades to the Town's existing buildings.

### **Parking Tickets**

Parking ticket appeals are reviewed by the hearings officer. Parking Ticket appeals were processed remotely this year due to the COVID-19 pandemic. Over 1,035 tickets were issued throughout the year, with 5% being appealed.

## **Town Department Reports (continued)**

### **Town Manager: Annual Report** *continued*

#### **Dangerous Dog Hearings**

Dangerous dog hearings occur on an infrequent basis and arise from an appeal by either an aggrieved party or the owner of a dog(s) that has been deemed dangerous by the Animal Control Officer. For calendar year 2020, there were no hearings requested.

#### **Information Technology**

The Town's Information Technology (IT) Department is in charge of all data networks, firewalls, computer hardware, and network software. The IT Department spent much of 2020 addressing the need for remote work access and setups as well as investing heavily in remote technologies. IT was a one-man Department until Justin Viera came on to assist Department Director Brad Dzierzak in 2019. With the addition of an intern, the Department was very busy setting up Zoom accounts to host public meetings, creating Zoom Rooms in the Academy Building, and launching a new phone system with a feature to ring remotely to employee laptops. The IT Director also continues to oversee the Town Website [www.bridgewaterma.org](http://www.bridgewaterma.org), along with social media access for Facebook and Twitter.

#### **Human Resources**

The TM is responsible for all matters related to human resources, including talent retention, hiring, disciplinary action, employee on-boarding, Family and Medical Leave Act (FMLA) requests, and contract negotiations. This year a Human Resources (HR) Generalist, Jessica Rojas, was hired to assist with hiring, onboarding, and other personnel matters. Over the course of the year, the HR Department facilitated processes to fill vacancies with a strong team of experienced professionals. Positions filled in 2020 included: Business Unit Analyst, Human Resources Generalist, Payroll and Benefits Specialist, Highway Department Laborers, Water and Sewer Department Laborers, Administrative Support staff, as well as seasonal employees for the Golf Course, Recreation Department and Roadways Department.

The Assistant Town Manager continued efforts to improve and streamline parts of the HR processes including recruitment, on-boarding, administration of employee data, performance management, and employee engagement programming. It is the enduring goal to employ systems that will provide greater effectiveness and efficiency going forward.

In addition, the TM's Office hosted multiple virtual trainings throughout the year for staff on a wide range of work-environment and wellness initiatives. Some of the trainings included Negotiating Workplace Conflict and Cultural Awareness and Diversity Training.

#### **Conclusion**

The TM's Office continues to work on multiple initiatives and projects going into 2021 that will address the financial, economic, and long-term success of the Town of Bridgewater. The Town Manager and his team remain committed to making the Town a place where business can thrive, and one that residents can be proud to call their home.

## **Town Department Reports (continued)**

### **Town Manager: Annual Report** *continued*

#### **Other Town Manager Office-Related Items**

##### **Affordable Housing Trust**

The Affordable Housing Trust did not meet in 2020.

##### **Housing Partnership**

The Housing Partnership (HP) continued to remain unfilled in 2020 due to the dearth of projects needing review. The group is comprised of one member from the Affordable Housing Trust, Water & Sewer Commission, and Planning Board.

Respectfully submitted,  
Michael Dutton, Town Manager

---

#### **Veterans' Services**

The Director of the Town of Bridgewater Department of Veterans' Services is appointed by the Town Manager, pursuant to Massachusetts General Laws, Chapter 115, and is responsible for the disbursement of funds and assistance to all qualified veterans and/or their dependents as defined in 108 CMR. 3.00: Eligibility for Veterans Benefits. This includes spouse and dependent children.

Due to recent change in legislation, the Veterans' Agent now provides direct support to the United States Department of Veterans' Affairs by submitting requests for compensation, medical appointments, and military records and documentation. This has directly impacted the number of Veterans requesting assistance and will continue to impact the program. The number of Veterans receiving those benefits is greater than the total number of individuals receiving direct aid from Chapter 115, enabling me to help more Bridgewater Veterans in areas directly affecting them.

I have assisted over 86 Veterans with non-Chapter 115 Assistance and between 16 and 25 individuals who receive direct monthly financial aid; the total fluctuates monthly. Many individuals receiving these benefits are over the age of 65; therefore, there is no correlation with employment figures. Several individuals succumbed to the COVID-19 virus this year, which has directly impacted the total.

During this time, total Town Funds of \$61,816.55 were disbursed and a total of \$46,362.53 (sic) seventy-five percent, was reimbursed under Chapter 115. The monthly average for total benefits amounted to \$5,151.38 with \$3,863.54 reimbursed. The total cost for Veterans' Assistance under Chapter 115 was \$15,454.14 for the twelve-month period.

The following figures were provided for Calendar Year 2020, (through 19 November 2020) by the United States Department of Veterans Affairs, as it pertains to disbursements of VA Funds to residents of the Town of Bridgewater on a Monthly Basis. This does not reflect

**Town Department Reports (continued)**

**Veterans' Services** *continued*

the amount dispersed under Chapter 115.

Veterans Compensation	367 Individuals per Month	\$953,811.90
Veterans Pension	10 Individuals per Month	\$ 25,288.00
Dependent Compensation	30 Individuals per Month	\$ 46,108.54
Death Pension	5 Individuals per Month	\$3,945.00
<i>Subtotal</i>	<i>412 Individuals per Month</i>	<i>\$ 1,029,153.00(sic)</i>

**Total 12 Month**

**\$12,709,877.77**

Individuals receive financial assistance for Medical reimbursements, Rent/Mortgage and Heating Fuel, the amount based on their calculated income amount in compliance with current Chapter 115 and Commonwealth regulations. Reimbursements are provided for Medications and Health Insurance.

The Town of Bridgewater has a Veteran population of over 1,200. These programs and many others are available through this office.

More than 2,200 United States Flags were placed at Veteran gravesites in Town this past May with assistance of volunteers and members of the Post 203, American Legion and Post 2125, VFW. The Memorial Day Remembrance was held without public attendance, due to the Statewide Moratorium on ceremonies.

I express my sincerest appreciation to the Veterans of Bridgewater and the Town staff for their support of this Department and our mission.

Respectfully submitted,  
Roderick K. Walsh, Director of Veterans' Services

---

## Regional School District Reports

### Bridgewater-Raynham Regional School District

The Bridgewater-Raynham Regional School District is the second largest regional district in the Commonwealth and is dedicated to continuous improvement in all aspects of teaching and learning as we prepare students to succeed in a global economy.

Bridgewater-Raynham Regional School District is comprised of the Towns of Bridgewater and Raynham and, as of October 1, 2020, reported a student population of 5,353. The District employs 586 teachers, administrators, nurses and support staff who remain committed to providing a quality educational program.

The District operates seven schools:

	<b>Grades</b>	<b>Number of Students</b>
Lillie B. Merrill Elementary School	K-1	299
Dr. E. Joseph LaLiberte Elementary School	2-4	534
Raynham Middle School	5-8	719
George H. Mitchell Elementary School	PK-3	1090
Williams Intermediate School	4-6	697
Bridgewater Middle School	7-8	551
Bridgewater-Raynham Regional High School	9-12	1341

Additionally, we have 29 students enrolled in the Alternative High School Excel Program, 12 students attend our Therapeutic Day Program, 40 Out of District students in special education programs, and 41 students receiving special education services, on an itinerant basis, for a total of 5,353.

Our Student Success Plan is a roadmap for the Districts' mission and vision to provide outstanding educational opportunities and resources for all students to achieve academic excellence and to succeed as responsible citizens in a global society.

Students begin a rich learning experience at the elementary level with Literacy and Numeracy programs as well as hands-on Science, Social Studies and student-centered learning. Students also participate in Unified Arts including Physical Education, Music, Technology, Library, and Art instruction.

At the intermediate and middle school levels, students experience the teaming approach to education which allows for interdisciplinary instruction. Enrichment programs and extracurricular opportunities such as band, chorus and athletics are introduced at this level.

With a 98% graduation rate, the Bridgewater-Raynham Regional High School is recognized for its academically rigorous offerings including thirteen (13) Advanced Placement courses such as Advanced Placement Physics, Calculus, Biology, U.S. History, etc.

## Regional School District Reports (continued)

### **Bridgewater-Raynham Regional District** *continued*

The District also provides an *Alternative High School, Excel* to ensure that students who haven't met with success in the day program have the opportunity to obtain a High School diploma by attending evening classes.

We believe in the "whole person" teaching approach to learning and understand a key component to student success is feeling included and valued. The BRRSD Diversity, Equity & Inclusion Committee was created to work collaboratively with our school community. It is made up of parents, educators and administrators working toward the common goal of ensuring our school community is a place where all student learning experiences are culturally rich, positive, and equitable.

The District's comprehensive range of programs and services affords our students opportunities to excel academically, socially, emotionally and culturally. Our award winning Music Programs, Robotics and DECA Clubs allow students to pursue their interests at a high level of competition.

The Raynwater Players Musical Theatre club has been enriching the lives of both students and the community with Broadway quality musicals for over 30 years. A sampling of the many clubs which encourage social, environmental and cultural awareness, along with a sense of community spirit are the B-R Cultural Awareness, Future Educators and YESS Environmental clubs.

The High School offers a Division One Athletic program in which over 700 student-athletes participate. There are over 24 different athletic offerings including Lacrosse, Golf, Tennis, Swim, Cross Country, Football, Baseball, Basketball, Ice Hockey, Soccer, and Cheerleading.

The Bridgewater-Raynham Regional School District is transitioning to digital learning in order to create more personalized experiences for students. This will enable teachers to differentiate instruction in meaningful ways based upon individual student needs.

2020 brought many challenges to our delivery of instruction and student safety due to the COVID-19 pandemic. The District responded by distributing Chromebooks to our students, moving to a Hybrid model school day, providing meals to our families, and expanding our digital learning environment with many of our teachers live-streaming as part of their instructional day.

We are using a variety of web-based educational programs that support and provide access to the curriculum; such programs include Edgenuity, ST Math, Lexia, Read 180, Systems 44, Ebooks, and textbooks with digital pathways. The District has continued its commitment to increase technology. We have a multitude of computer, mobile iPad and Chromebook carts.

## Regional School District Reports (continued)

### **Bridgewater-Raynham Regional District** *continued*

The District has worked vigorously to advance its technology infrastructure by upgrading its fiber optics wide area network, increasing bandwidth and improving its wireless environment to support greater traffic and improve operability and connectivity.

Additionally, we have administrative technologies that have improved the efficiency of operations including Financial, Human Resources, Employee Attendance and Recruiting, and Student Information Systems.

We continue to utilize a variety of *Cost Saving Efficiencies* through the use of technology solutions such as the online posting of documents. Our centralized, online registration system for new student and incoming Kindergarteners streamlines the admissions process. We are also continuing to use online access to the student information system to help reduce printed paperwork and keep our parents “connected” as well as reducing printed paper in school offices.

Other cost saving measures included in-house snowplowing/removal, outsourcing of various maintenance needs for equipment and purchasing through various cooperative groups including the State program, *COMMBUYS*.

A safe and secure learning environment for our students is our number one priority. Therefore, our Safety and Security Team, comprised of administrators and local safety officials, meets quarterly to review, revise and implement procedures and practices to keep our staff and students safe. A.L.I.C.E. training is being employed throughout the district. B-R’s Diversity, Equity, and Inclusion and COVID-19 Reentry committees coupled with innovative professional development opportunities for our staff ensure our staff and students feel physically, socially and emotionally valued, safe and supported.

Parent involvement is a key component to student success. At B-R we provide district and school information via the Superintendent’s weekly blast, our website and social media. The District works in unison with our families through committees formed for the purpose of focusing on key issues that affect our students, staff and community.

These accomplishments speak to the continued support that our District receives from the member towns, the communities at large, and the Bridgewater-Raynham Regional School Committee. We thank you for your commitment to quality public education.

Respectfully submitted,  
Derek J. Swenson, Superintendent of Schools

---



## Bristol-Plymouth Regional Technical School

The year 2020 will certainly be one to remember for many years to come! Despite school closure in March, our students at Bristol-Plymouth received an exceptional vocational technical education. Each year, our annual report provides us an opportunity to share with our community many of our student and district achievements that supports our core values. At the forefront of our school's mission and goals are occasions for continued and ongoing growth. We quickly realized that pre-COVID-19 we took many things for granted and how important not only our students' educational opportunities were, but their extracurricular programs and social-emotional wellbeing as well. Through the year, we recognized the fact that so much of how our students learn and maintain relationships is a result of simple proximity. Now that we spend much of our time away or socially distanced from others, masked when out or in groups, or interacting via Google Meets or Zoom calls, connection and learning takes more effort than ever before.

As we finished the 2019-2020 school year as a full remote learning model, we began the 2020-2021 school year as a hybrid model, whereby half of the students attend in-person learning and the other half of the student body have their daily lessons online. Whether we are in-person or physically apart, this year was more important than ever to build student learning communities. This was simple to do in a vocational technical school because students are already divided by their shop-specific programs. Two task forces were developed: Safety, Transportation, and Facilities and Educational Programs. These groups developed cohort models for the academic programs and this learning model has proven to be safe, supportive, and collaborative. Strong student interactions and teacher groups have developed whether in-person or from a distance. We invested in this learning model so it would allow us to accelerate learning when we are able to return to full in-person learning.

I encourage you to take the time to read through this informative document, which highlights the incredible and positive changes that arose during a pandemic. Our work as educators involves helping students to make and develop thriving learning communities, and this year has proven that learning can take place inside and outside of our walls. We have helped our students build connections and supported their learning growth through all of the year's challenges. At some point, we will have the privilege to be together again, unmasked, in our classrooms, and the world at large.

### **Academic Achievement**

Thanks to the dedication of our community, our instructors, and our students, we have been able to continue our tradition of excellence, providing exceptional educational opportunities. This year's unexpected closure in March required an immediate response and a massive investment in online and distance learning due to the COVID-19 global pandemic. Educators worked tirelessly to learn new technologies and techniques for online teaching and learning. Students also had to work towards developing new skills for mastering the various tools of online learning. In the process, we learned that our students are a resilient bunch, capable of learning new skills to successfully navigate unfamiliar territory. This school year, we have built upon last year's experiences, adapting and changing in ways that are necessary to meet the demands of hybrid learning. Teachers,

## **Regional School District Reports (continued)**

### **Bristol-Plymouth Regional Technical School** *continued*

parents, and students have embraced new technologies and online tools for distant learning. Administrators, staff, and students have worked together to achieve learning goals and benchmarks, and we have learned in the process that there is always room to grow. Bristol-Plymouth's focus on belonging, persistence, teamwork, excellence, creativity, and honor are more important now than ever. These qualities continue to be a focus for us at Bristol-Plymouth, and they are providing us with an opportunity for growth. This has been a challenging year, but students and staff continue to build towards a successful future.

#### **Advanced Placement**

Bristol-Plymouth continues to set high standards within academics, adapting to new Massachusetts Curriculum Frameworks, new MCAS Examinations in ELA, Math, and Science, and continuing our commitment to providing challenging coursework. Bristol-Plymouth now has seven Advanced Placement courses, including Biology, Calculus, Literature and Composition, Language and Composition, US History, Computer Science Principals, and Psychology. In total, 126 Bristol-Plymouth students took 145 Advanced Placement Exams.

This year has proven that it is more important now than ever to help students become critical thinkers who can work together to come up with creative solutions to workplace and world problems. One example is this year's junior students are participating in the new State Civics Project, which requires them to develop civic knowledge and civic skills and encourages them to develop civic values. As part of this project, students in Civics classes participate in a student-led civics project that encourages them to make informed decisions about a particular civic issue. Students get to choose their topics, and they complete research to try to come up with a solution to a real-world problem. This inquiry-based and goal-driven project culminates in students contacting a leader in federal, state, or local government and voicing their concerns on a current event or topic.

This school year continues to bring many challenges, but along with these challenges come opportunities. Bristol-Plymouth continues to provide challenging coursework, and teachers and students work towards learning and incorporating a wide variety of technologies in creative ways. Our journey this year reveals just how important it is that we continue to adapt our approaches in order to provide quality education for all of our students. In addition to Smartboards, Elmo document cameras, and a wide variety of Google Suite resources, teachers had begun to implement technologies like Edmodo, Quizlet, ZipGrade, ShowMe, and Edulastic.

These resources have allowed for better and stronger assessments, and have created valuable opportunities for content mastery. Starting in late August, we built on the foundation of last Spring, implementing additional technologies to better support the quickly evolving needs of our staff and students. These technologies include Google Classroom, BrainPop, Screencastify, Screen-cast-o-matic, KUTA software (math), IXL (math), Peardeck, and Quizziz. Many of these platforms allow for teachers to implement content-area curriculum more effectively within the hybrid model, supporting student

## **Regional School District Reports (continued)**

### **Bristol-Plymouth Regional Technical School** *continued*

learning and achievement. In many cases, these technologies allow for teachers to record lessons, providing students with support that is on-demand and available whenever they need it, inside or outside of the school walls.

Teachers now post assignments, instructional materials, practice exercises, videos, and tutorial materials via Google Classroom on a daily basis. For students who need extra support, or who experience an extended absence from school, these technologies aim at providing a seamless transition between time out of school and subsequent return. Bristol-Plymouth continues to be at the forefront of rapid advancements in technology, and we are excited to continue trying new approaches that meet students' needs.

Due to safety protocols, students this year are not able to research using the school library as they have in the past, but we have adapted so students can still access databases, books, and other resources. Students performing research may now access JSTOR, a digital library of academic journals, books, and primary sources. JSTOR is utilized at numerous colleges and universities, making it a valuable resource for students looking ahead to college readiness. JSTOR can be accessed from anywhere with internet access by students, teachers, and parents, allowing for learning, and even instruction, to take place outside of the school walls.

Students wanting to check out books have the option of doing so from a mobile library cart that Mrs. Knapp offers during lunch. In order to check out a book, students can either order one ahead of time or simply browse the selections on the cart. Mrs. Knapp will then check the book out to students, and they may return it to another cart located outside of the library. The entire process follows all COVID-19 safety protocols, and so far the program has been successful.

### **MCAS**

In August, Bristol-Plymouth academic teachers participated in course-specific planning as a response to the closure in March. Teachers worked in teams to identify the potential gaps and major instructional challenges for the coming school year. Teachers then planned for effective content delivery that could be adapted for in-person, hybrid, or remote instructional models. Throughout the year, teachers continued meeting with these course-specific instructional teams to make adjustments to the curriculum, to develop strategies for instruction, and to share best practices. This planning included adapting junior curricula in ELA and mathematics so that junior students would be prepared for the MCAS examination, since these students were unable to take the ELA and Mathematics exams last year. Sophomore and freshman students and teachers continue to work towards meeting the changing demands of the new MCAS examinations in ELA, Math, and Biology.

Bristol-Plymouth's graduating Class of 2021 has 99% of students meeting the minimum MCAS requirements in all content areas to qualify for graduation. Instructors with students taking the MCAS exam continue to meet regularly in order to review student scores, to

## **Regional School District Reports (continued)**

### **Bristol-Plymouth Regional Technical School** *continued*

analyze data, to identify strengths and weaknesses, and to develop timely, targeted curriculum changes designed to improve student learning and outcomes.

Seventy-seven students in the Class of 2021 have received the John and Abigail Adams Scholarship. This distinction is only awarded to students who have scored in the Advanced category on one of the three high school State assessment tests in ELA, Math, or Science, and in Proficient or Advanced in the remaining two high school State assessment tests. In addition, students must have a combined MCAS score on these assessments that is within the top 25% of all test takers in the district.

Bristol-Plymouth teachers continue to adapt instructional strategies and curricula to meet the changing requirements of the MCAS examinations. We continue to develop new approaches and new curriculum materials in order to meet the high expectations that have been set by the State's new curriculum frameworks, by the variability of the new MCAS tests (including the postponement of the Junior MCAS testing originally scheduled for January 2021), and by the new scoring guidelines. The familiar categories of "Advanced, Proficient, Needs Improvement, and Failing" have been replaced with "Exceeding Expectations, Meeting Expectations, Partially Meeting Expectations, and Not Meeting Expectations."

As we look to the future, we continue to believe that the work we do has to focus on striving for excellence by providing students with a strong sense of community, the ability to persevere, the ability to work together, and the ability to work creatively to solve problems.

#### **Technical Achievement**

As you may imagine, this year was very difficult for our Career Vocational-Technical programs. Beginning in March through the end of the school year, all instruction, including the vocational technical programs, was conducted virtually. This was a big adjustment for the students and the teachers. However, we are proud of how quickly our teachers adapted to providing virtual instruction through Google Classroom utilizing a variety of technology tools and resources. While not able to perform typical hands-on skills practice, students were engaged and learned their technical content.

Even with remote learning, Bristol-Plymouth students earned over 330 industry certifications. The licensed trades had their remote curriculum approved by the licensing boards, and students continued to earn hours toward their licenses. The 2020 graduates still earned the maximum hours allowed. Many state licensing exams were closed due to the virus (COVID-19). However, those students will begin exams as testing facilities reopen. We are currently scheduling licensing exams for Cosmetology and Community Health students.

In March, like many vocational schools across the Commonwealth, Bristol-Plymouth donated a wide variety of personal protective equipment (PPE) to Morton Hospital and Taunton Emergency Management Agency (TEMA). Additionally, through the efforts of

## **Regional School District Reports (continued)**

### **Bristol-Plymouth Regional Technical School** *continued*

our CAD instructor and 3D printers, Bristol-Plymouth fabricated and donated over 250 face shield visors.

While students were working remotely, Bristol-Plymouth continued the graduation requirement for Senior Projects and Senior Project presentations. The presentations were conducted virtually in May.

In October, the Metal Fabrication shop created an entry for the annual Taunton Downtown Scarecrow Contest. Their entry, “Edgar Allen Crow,” won first place in the contest.

#### **Post-Secondary**

Eight adults completed the evening dental assisting program and are employed as dental assistants in local dental offices. Currently there are four students in the program.

Thirty-one practical nurse students completed the day program in June with a 96% pass rate on the national licensing exam. The majority are employed in a health-care setting and a few are continuing their education. The evening division is in the second year of the program with 17 students, and the day division currently has 27 enrolled.

#### **Special Education**

The Special Education Department continued to work closely with local agencies to support our students as they transition to adult living and work. We referred 10 students to the Southeast Center for Independent Living (SCIL) to participate in Pre-Employment Training Services (Pre-ETS) in the areas of self-advocacy, job exploration counseling, work-based learning experiences, post-secondary education and training, and workplace readiness training. In addition to the individual services noted above, we also partnered with SCIL to offer large group workshops in the areas of financial literacy and a driver’s permit test preparation course. Additionally, Bristol-Plymouth collaborated on several students’ behalf with adult disability services such as the Massachusetts Rehabilitation Commission and the Department of Developmental Services.

#### **Special Education Continued**

The Special Education Parent Advisory Council (SEPAC) met three times this year to share ideas and concerns that pertain to Bristol-Plymouth’s special education programming, as well as to support other parents with students with disabilities. Meeting topics ranged from our annual parents’ rights presentation to topics of transition. In December, the SEPAC hosted a YouTube presentation with the “ADHD Guy” on executive functioning, which is our brain’s ability to plan, organize, initiate and follow through on tasks, and think flexibly. During this time of great stress and frequent changes, this workshop was offered to all Bristol-Plymouth community members as well as the SEPACs from our neighboring vocational-technical schools.

## Regional School District Reports (continued)

### Bristol-Plymouth Regional Technical School *continued*

#### Community Involvement

Services are provided to the community as part of our vocational technical programs in order to provide authentic learning opportunities for our students. Due to the school closure in March and hybrid attendance beginning in the Fall, work in and for the community has been limited.

In the Fall of 2019, our Carpentry students began work on a storage facility for the Town of Bridgewater. This work continued into early 2020 and grew to include our Electrical students as well. Work resumed in the Fall and is on-going.

Another project completed by our Carpentry students is a kiosk for the entrance of Broad Cove Nature Trail in Dighton.

Our Graphic Arts program printed a variety of documents for numerous organizations throughout the city and member towns including newsletters, municipal documents, posters, banners and signs.

From January-March, our students participated in clinical and internship opportunities in the community. Our Early Childhood Education students interned in multiple day-care centers in our community as well as at Berkley Community School, St. Mary's School, Leddy School, and Head Start in Taunton. Our Community Health students earned clinical experience at Marion Manor of Taunton and Life Care Center of Raynham. Our Dental Assisting students interned at various locations within our sending districts.

#### Cooperative Education Program

Bristol-Plymouth Regional Technical School's Cooperative Education Program's mission is to enable students to become skilled productive members of a global workforce. Our goal is to engage students in a process of learning that links work experience with classroom knowledge. Many of the businesses in our communities recognize the outstanding work that our students are doing.

Year	Seniors	Juniors	Companies
2020	101	23	103
2019	135	52	125
2018	121	66	123

The Class of 2020 worked 25,216.75 hours and earned \$373,366.92 while on co-op during the 2019-2020 school year. The junior class worked 793 hours and made \$11,467.87. Co-op students' hourly wages ranged between \$12.75 and \$21.00 per hour.

#### Initiatives

Bristol-Plymouth is currently enrolled in the Massachusetts Clean Energy Center's Vocational Internship Program. The program is a workforce development initiative that

## **Regional School District Reports (continued)**

### **Bristol-Plymouth Regional Technical School** *continued*

enhances the talent pipeline for Massachusetts clean energy companies. We have three students that are enrolled in the program, two HVAC students and one plumbing student.

Bristol-Plymouth has successfully partnered with CVS Pharmacy. Prior to the shut down in March, the Senior Consultant for Workforce Initiatives met virtually with our Community Health and Biotechnology students. This fall, we did a second virtual meeting to review the online application process. We have one Community Health student currently placed, another Community Health student has recently accepted a pharmacy technician position, and we are currently working with three Biotechnology students to secure interviews.

#### **State and National Achievement**

Bristol-Plymouth is proud of our Career and Technical Student Organizations that provide unique opportunities for students to showcase their technical talents and develop strong leadership skills. In addition to sponsoring a variety of local events and fundraisers, students in these groups participate in competitions demonstrating their technical expertise at the local, state, and national levels. These organizations include SkillsUSA, Business Professionals of America (BPA), HOSA – Future Health Professionals, and Distributive Education Clubs of America (DECA). While many of the State and National conferences were cancelled due to the coronavirus (COVID-19), students were able to compete locally and in leadership events.

#### **SkillsUSA**

The mission of SkillsUSA empowers its members to become world-class workers, leaders, and responsible American citizens. SkillsUSA improves the quality of our nation's future skilled workforce. Competitions for SkillsUSA begin at the school level and qualifying students advance to district and state-level competitions. Gold medal winners at the state competition go on to compete at the national level. The first ever school awards night was held with a fantastic showing of students and parents, which is a true milestone for this group of advisors to embrace the opportunity to run an awards ceremony recognizing each of the shop winners from first to fourth place. One hundred fifty-nine students competed at the district level. Bristol-Plymouth earned 14 gold medals, 21 silver medals, 13 bronze medals, and a State Officer candidate advanced from the SkillsUSA District 2 competitions.

#### **Business Professionals of America (BPA)**

Students that join Business Professionals of America have the opportunity to further their knowledge and prepare for a career in today's fast-paced business environments. Dozens of students attended the BPA Leadership Conference and earned 18 awards. Fourteen students were recognized as State Merit Scholars.

#### **HOSA – Future Health Professionals**

The mission of HOSA is to empower students to become leaders in the global health community through education, collaboration, and experience. This year there were 30

## **Regional School District Reports (continued)**

### **Bristol-Plymouth Regional Technical School *continued***

members. While all conferences were cancelled, the chapter had successful fundraisers to benefit a student in Zimbabwe and children with cancer.

#### **Distributive Education Clubs of America (DECA)**

DECA prepares emerging leaders and entrepreneurs in marketing, finance, hospitality, and management. There were 39 participants at the DECA district competition on January 9-10. We had 29 students compete at DECA's State Leadership Conference in March. The results of these competitions earned over 20 awards for Bristol-Plymouth students. Bristol-Plymouth had a team place in a Financial Literacy Project earning a spot at the International Career Development Conference. We had three students earn leadership spots. Unfortunately, the conference planned for April 28-May 2 in Nashville, Tennessee was cancelled due to COVID-19. As a chapter, Bristol-Plymouth DECA was recognized and received the Chapter of Excellence award in both the Community Service Campaign and the Membership Campaign for the 2019-2020 school year. The entire chapter was recognized at the State Conference.

#### **Student Services and Guidance**

The Guidance Department continued to assist all students in the areas of academic achievement and career and social/emotional development to ensure our students become the productive and contributing adults of tomorrow. With the use of our Naviance program in its fifth year, we were able to reach and notify students of college, career, and scholarship opportunities on a regular basis. The Naviance program is available for all student and family use. Our Career Center, connected to the Student Services Department, continued to operate with guest speakers from colleges and local businesses. Activities included job seeking skills, visits from admission representatives of many local schools and colleges, and scholarship workshops.

The Career Showcase, an interactive event, provided freshmen an opportunity to see aspects of all 19 shop and technical areas. Upperclassmen created displays of their areas and answered students' questions. Fifteen employers attended the event to speak about career opportunities.

Opportunities for students to connect with college admission professionals abound. In the Fall, we continued to operate our Annual College Mini-Fair, with approximately 90 colleges and universities visiting our school. In addition, approximately 31 students participated in dual enrollment activities, whereby students took courses on local college campuses to gain college credit while still enrolled in high school. The program increased 35% with students taking advantage of courses over the summer. Courses that our students have taken include: Engineering, Cybersecurity, and Health courses, as well as general education courses that fulfill requirements towards a degree/certificate program.

This year a committee was established to review our District Curriculum Accommodation Plan (DCAP) and our Student Support Team procedures and forms as key components to district-wide tiered systems of support. These updated documents and procedures are now



## **Regional School District Reports (continued)**

### **Bristol-Plymouth Regional Technical School** *continued*

available on our website and shared with the faculty/staff during our professional development days.

#### **Student Life**

We believe that the achievement of our goals can also be measured by interest in our school and the success of our graduates. Within the seven member communities of our District, the number of students interested in attending Bristol-Plymouth continued to be high. The number of students accepted to the Class of 2024 was 426. Our online admissions process, utilizing [go2cte.org](https://go2cte.org), continued to be a positive asset to the admissions process. It has been found to be essential in tracking applications and supporting paperwork for review. It has also provided additional pathways to communicating information, upcoming events, and periodic notices to potential students and their parents/guardians. The Admissions Event in January provided additional application and interview opportunities for potential students.

This year, each class retained a high percentage of its students bringing the October 1 population of the school to 1319. At Bristol-Plymouth's 47th commencement in June, 279 members of the class graduated with 64% continuing on to post-secondary education or training, 25% to the work force, and 3% to the military. Ninety-one graduates went on to four-year colleges, 48 graduates went on to two-year colleges, 7 graduates entered the military, and 29 graduates went to apprenticeship programs.

The Community Service Club continues to be a very active and involved organization within our district communities. Some of the work highlighted for 2020 included a sock drive, a food drive, and helping 32 foster children with holiday gifts. Whether collecting, donating, or volunteering, our advisors and students in this club continue to be rewarded with the many meaningful ways that they are supporting our communities.

#### **Fiscal Outlook**

The year 2020, unlike any other, proved to be both challenging and rewarding in many ways for Bristol-Plymouth. With students remote for a good portion of the year, the District was able to reallocate funds to enhance the school's technology infrastructure to support a remote learning environment and provide Chromebooks to every student. The District used Coronavirus Relief Funds (CvRF) to purchase the required personal protective equipment (PPE), which aided in a successful hybrid reopening in the fall.

The District is fortunate to have supportive member communities and an engaged school committee who always have the students' best interests in mind. Thankfully, their support allows Bristol-Plymouth to continue to offer diverse, high-level educational programs to every student who attends. The District continues to be fiscally responsible during these challenging times and will investigate methods to reduce costs while exploring additional revenue sources to prepare for the future. The District will continue to apply for federal, state, and competitive grants, as they become available, to supplement our ability to

## Regional School District Reports (continued)

### Bristol-Plymouth Regional Technical School *continued*

provide state-of-the-art technology, equipment, supplies, and materials for our high school students.

In February, the District successfully completed all of the requirements of the Massachusetts School Building Authority's (MSBA) Module 2 – Forming the Project Team, where the District procured the team of professionals to work with the District throughout the MSBA's grant process. HMFH was the design firm chosen to work with the District's Owner's Project Manager PMA Consultants. Throughout the year, the Project Team and the District worked through MSBA's Module 3 – Feasibility Study, in which they collaborated with the MSBA to document the educational programs, generate an initial space summary, document existing conditions, establish design parameters, develop and evaluate alternatives, and recommend the most cost effective and educationally appropriate preferred solution to the MSBA Board of Directors for their consideration. At the conclusion of 2020, PMA Consultants submitted, on behalf of the District and its Designer, a Preliminary Design Program and a Preferred Schematic Report. Approval by the MSBA Board of Directors is required for all projects to proceed into the next phase, which is Module 4 – Schematic Design. The Superintendent will continue to inform the school committee and member communities of the progress throughout the MSBA grant process

#### School Committee:

Timothy J. Holick, Chair  
George L. Randall, III, Vice-Chair  
Richard C. Leon  
Mark A. Dangoia  
Michael P. Ramos  
James W. Clark  
Louis Borges, Jr.  
Tyler M. Dube

Raynham  
Middleborough  
Berkley  
Bridgewater  
Dighton  
Rehoboth  
Taunton  
Taunton

Respectfully submitted,



Dr. Alexander Magalhaes  
Superintendent-Director

---

## Outside Services Reports

### Old Colony Planning Council

To the Honorable members of the Town Council and the residents of the Town of Bridgewater:

As your representative to the Old Colony Planning Council (OCPC), I am pleased to present this report on behalf of the Council for 2020.

The Old Colony Planning Council was established in 1967 by state statute and authorized to prepare plans for the physical, social, and economic development of the seventeen-member district. OCPC is designated as: an Economic Development District by the U.S. Department of Commerce for the coordination of regional economic development activities, and the Area Agency on Aging (AAA) by the Executive Office of Elder Affairs to plan, manage and coordinate elder services in a twenty-three-community service area. OCPC is the designated staff for the Old Colony Metropolitan Planning Organization (OCMPO) to plan and program transportation and transit improvements for the region.

In addition to the above-designated responsibilities, the Council also assists its member municipalities with technical planning, grant application preparation and current local and regional socioeconomic information.

#### Our Mission

At Old Colony Planning Council, we assist cities and towns in planning for present and future needs, utilizing our local knowledge, technical expertise, and regional collaboration.

#### Our Vision

Our vision is that communities in the Old Colony region are:

**Resilient**, using social, economic, and environmental resources to respond to, withstand, and recover from adverse situations brought about by natural disasters or economic downturns.

**Sustainable**, the needs of all people and the natural environment are met now without compromising the ability to meet those needs in the future.

**Equitable**, social, economic, and environmental opportunities exist for all.

**Connected**, everyone has accessible, affordable, and sustainable mobility choices.

**Responsive**, planning efforts are inclusive and reflect the diverse needs of all.

**Collaborative**, cooperating regionally to tackle common challenges.

#### Our Organizational Values:

##### Planning for All

We strive to be fair, impartial, inclusive, and transparent in all we do. Celebrating diversity, we prioritize engaging those who may be underrepresented in planning efforts. We aim for authentic, empowered public participation.

## **Outside Services Reports (continued)**

### **Old Colony Planning Council *continued***

#### **Thinking Ahead**

We look to the future as we help address challenges and seize opportunities across the region. Whether it's a time-tested solution or innovative new approach, communities rely on our technical expertise and local knowledge to help develop solutions.

#### **Partnering with communities**

We highly value our partnership with the communities in our region. We are responsive to their needs and seek to facilitate regional cooperation and collaboration on shared issues within our region and with our neighboring regions.

#### **Serving with distinction**

We are passionate about the work we do in service to our communities, and we strive for excellence as we do it. We are motivated to help our region excel socially, economically, and environmentally.

#### **Community Planning and Economic Development, OCPC, provided the following assistance:**

District Local Technical Assistance provided to Bridgewater is a project that continues through June 30<sup>th</sup>, 2021.

Staff are working with the Town of Bridgewater to complete an update to the Hazard Mitigation Plan. The purpose of this hazard mitigation planning process is to create a Town of Bridgewater Hazard Mitigation Plan Update that meets all the requirements of both the Massachusetts Department of Emergency Management and FEMA. Natural hazard mitigation planning is the process of determining how to systematically reduce or eliminate the loss of life and property damage resulting from natural hazards such as floods, earthquakes, and hurricanes. Hazard mitigation means to permanently reduce or alleviate the losses of life, injuries, and property resulting from natural hazards through long-term strategies. The resulting plan and implementation save lives and money. For every dollar spent on federal hazard mitigation grants, an average of six dollars are saved.

#### **Transportation, OCPC Prepared or Conducted:**

Prepared the FFY 2022-2026 Transportation Improvement Program (TIP). The TIP is a five-year program of capital improvements and transit operational assistance that reflect the needs of the regional transportation system.

Prepared the FFY 2022 Unified Planning Work Program (UPWP). The UPWP identifies the planning priorities and the transportation activities to be carried out during the federal fiscal year.

Conducted 48-hour automatic traffic recorder vehicle counts (vehicle volumes, vehicle speeds, and vehicle classifications) on Summer Street, at Middleborough Town Line and at West Street, west of Route 18.

## Outside Services Reports (continued)

### Old Colony Planning Council *continued*

#### **Old Colony Area Agency on Aging (AAA)**

During the past year, with assistance and guidance from member community advisory committee members, OCPC-AAA has continued the ongoing administration of over \$1.5 million dollars of Federal and State funding for elder services through the Older Americans Act. The OCPC-AAA oversees funding for services like transportation, homecare, legal services, nutrition, and others to the more than 100,000 people aged 60 and over in the region. During the COVID-19-related challenges of 2020 the OCPC-AAA was able to pivot and use CARES Act money dedicated to helping older adults, by working with our regional partner Old Colony Elder Services to supply funding for flexible-use awards of at least \$4,000 for each community's Council on Aging or Elder Service department.

The OCPC-AAA Long Term Care Ombudsman Program also continued to provide services during COVID-19 despite the restrictions placed on visitations to our area nursing/rest and transitional care homes, which sidelined almost-all our Ombudsman volunteers. All visitations were halted beginning in March 2020, so the program reports only 117 visits. The prior year reporting period had 1,079 visits. However, there were 570 calls received from family, friends, residents, and staff during the year which is considerably up from previous years. Due to the acute situation in all our facilities this was often the sole means of communication that the State would allow, and the Long-Term Care Ombudsman Program took advantage of these calls to continue efforts investigating issues of concern from residents or families.

One delegate and one alternate member represent each member community of the Council. The Council members establish policy, develop the work program, and employ and oversee the activities of the professional staff. The Council meets on the last Wednesday of each month at 7:00 PM in the OCPC offices located at 70 School Street, Brockton, MA. Our website is [www.ocpcrpa.org](http://www.ocpcrpa.org). In 2020, the Council elected Christine Joy of Plympton as Council President; Doug Sylvestre of Stoughton as Council Treasurer; and Sandra Wright of Bridgewater as Council Secretary. Mary Waldron serves as Executive Director of the Council and serves on the Nuclear Decommissioning Citizens Advisory Panel and the Plymouth County Development Corporation. OCPC is a member of the Plymouth Area Chamber of Commerce.

The Council gratefully acknowledges the generous support and cooperation of its member communities and the participation and involvement of the many individuals who participate as members of committees. Special thanks to the Joint Transportation Committee (JTC) Chair Noreen O'Toole; Comprehensive Economic Development Strategy Committee (CEDS) Chairs Maryellen Brett and John Murray; and the Area Agency on Aging Advisory Committee Chair Josephine Schofield for their commitment, dedication, and leadership during the past year. The Council also recognizes the work of local boards and commissions and the government agencies, public and private institutions and individuals who assisted the Council in its efforts.

Respectfully submitted,  
Sandra Wright, Delegate  
Alternate seat, Vacant

---

## Plymouth County Cooperative Extension

The role of Plymouth County Cooperative Extension is to deliver research-based information to Plymouth County residents through non-formal methods. The Plymouth County Extension staff work on behalf of Plymouth County residents, in concert with UMass Amherst faculty and Extension staff, and the United States Department of Agriculture, to provide valuable information in the program areas of 'Agriculture and Landscape' and '4-H Youth and Family Development'. The Extension System is supported by County, State and Federal funds, and operates under Federal and State laws and agreements. Local citizens, appointed by the Plymouth County Commissioners, serve as Plymouth County Cooperative Extension Trustees, directing the overall program. Volunteer advisory groups work with Extension staff on developing programs.

Cooperative Extension resources and programs for Plymouth County residents include: 4-H Science and Technology workshops in the areas of embryology and plant science; accredited overnight 4-H summer camps; 4-H animal science summer day-workshops; 4-H Life Skills Training, 4-H Community Service Projects, 4-H Public Speaking Training, 4-H Babysitting Program and 4-H partnerships with local farms and agricultural enterprises including the Marshfield Agricultural Society, Plymouth County Farm Bureau and Plymouth County Grange. New research findings are translated into practical applications and shared with residents and communities through workshops, lectures, conferences, office visits, phone calls, field demonstrations, radio, television, local libraries, technical assistance, and newspaper articles. Publications such as newsletters, booklets, and fact sheets bring information directly to those who need it. Additional information is delivered through UMass-Amherst Center for Agriculture and Extension, web access: [www.ag.umass.edu](http://www.ag.umass.edu).

### Members of the Plymouth County Extension Staff:

Molly Vollmer, Director Plymouth County Extension/ Extension Educator  
Valerie Schell, Extension Educator, 4-H Youth and Family Development Program  
Harley Anne Hamilton, Program Assistant, 4-H Program  
Blake Dinius, Entomologist, Tick and Insect Education Program  
Cathy Acampora, Administrative Assistant

### Board of Trustees:

John Burnett Jr. - Whitman	Meghan C. Riley - Chairman, Whitman
Jeff Chandler - Duxbury	John Illingworth - Abington
John Hornstra - Norwell	Victoria Morris - Bridgewater
Aylene Calnan - Hingham	Janice Strojny - Middleboro

Daniel Pallotta, Plymouth County Commissioner - Hanover

The Plymouth County Extension office is located at 44 Obery Street, Plymouth, MA 02360 (774-404-7020; fax: 774-773-3184)

---

## **Plymouth County Mosquito Control Project**

The Commissioners of the Plymouth County Mosquito Control Project are pleased to submit the following report of our activities during 2020.

The Project is a special district created by the State Legislature in 1957, and is composed of all Plymouth County towns, the City of Brockton, and the town of Cohasset. The Project is a regional response to a regional problem, and provides a way of organizing specialized equipment, specially trained employees, and mosquito control professionals into a single agency with a broad geographical area of responsibility.

The 2020 efforts were directed at larval mosquitoes starting with the spring brood. The Project ground and aerial larvicided 11,396 acres and this was accomplished using Bti, an environmentally selective bacterial agent. An additional 311 acres were treated as part of a trial studying the effectiveness of methoprene on mosquitos in cedar swamps. Upon emergence of the spring brood of mosquitoes, ultra-low volume adulticiding began on June 1<sup>st</sup> , 2020 and ended on September 25th, 2020. The Project responded to 17,923 requests for spraying and larval checks from residents covering all of the towns within the district.

The Department of Public Health (DPH) has developed an "Arbovirus Surveillance and Response Plan" for the state. The Plan creates a system which estimates the human risk for contracting Eastern Equine Encephalitis and West Nile Virus using several factors including the number of infected mosquitoes. In 2020 there was significant EEEV activity in the district. Based on guidelines defined by the Plan, all towns in the Plymouth County Mosquito Project started the season at "Low Level Risk" for Eastern Equine Encephalitis. The following towns remained at low risk: Abington, Brockton, Cohasset, Duxbury, Hanover, Hingham, Hull, Marion, Marshfield, Mattapoisett, Norwell, Rockland, Scituate, and Whitman. The towns at moderate risk were: Lakeville, Pembroke, and West Bridgewater. The towns ranked at High risk were: Bridgewater, East Bridgewater, Hanson, Kingston, Plympton, Plymouth, Rochester and Wareham. The towns at critical risk for EEEV human infections were Carver, Halifax, and Middleboro. Two residents of the district contracted EEE and two other infections were associated with the district.

The Commonwealth of Massachusetts responded to the EEEV activity by conducting wide scale aerial adulticiding in early August. The application occurred over much of the district and encompassed 200,000 acres. Applications of this kind are complex and involve a large number of state agencies including DPH, Massachusetts Department of Agriculture (MDAR) and The State Reclamation and Mosquito Control Board (SRMCB). The Project assisted with the application including supplying equipment and helping to document the efficacy of the application.

West Nile Virus activity occurred predominately in and around Boston. Statewide there were 8 human cases, none of them were in the district. DPH estimated the risk of WNV human infections to be low for all of the district for the entirety of the season. As part of our West Nile Virus control strategy a total of 60,450 catch basins were treated with larvicide in all of our towns to prevent WNV.

## Outside Services Reports (continued)

### Plymouth County Mosquito Control Project *continued*

The Project participates in DPH's mosquito surveillance program. As part of that program we collected over 70,000 mosquitoes and submitted 23,267 mosquitoes for testing. The mosquitoes were combined into 608 pools. DPH also tested 13,588 mosquitoes from the district. In all there were 61 isolations of EEEV from mosquito samples. They were from the towns of Bridgewater, Carver, Hanson, Kingston, Middleboro, Plympton, and Wareham. There were 7 WNV isolations from Halifax, Hanson, Middleborough, and Plympton.

The health threat of EEE and WNV continues to ensure cooperation between the Plymouth County Mosquito Control Project, local Boards of Health and the Department of Public Health. In an effort to keep the public informed, EEE and WNV activity updates are regularly posted on the Department of Public Health website.

The introduced mosquito *Aedes albopictus* has the potential to become a serious pest and a vector of disease. The mosquito has been present in Massachusetts since 2009. In conjunction with DPH we have been monitoring *Aedes albopictus* expansion in the state. The larvae live in containers and are closely linked with human activity. They are especially associated with used tires. We conducted surveillance for *Ae. albopictus* at 8 locations. This year we did not detect the mosquito. The Project began a tire recycling program in October 2017. During the 2020 season we recycled 1,960 tires bringing us to a total of 11,524 tires for the program.

The figures specific to the town of Bridgewater are given below. While mosquitoes do not respect town lines the information given below does provide a tally of the activities which have had the greatest impact on the health and comfort of Bridgewater residents.

**Insecticide Applications:** Our greatest effort has been targeted at mosquitoes in the larval stage, which can be found in woodland pools, swamps, marshes and other standing water areas. Field Technicians continually gather data on these sites and treat with highly specific larvicides when immature mosquitoes are present. In Bridgewater 226 larval sites were checked.

During the summer 2,960 catch basins were treated in Bridgewater to prevent the emergence of *Culex pipiens*, a known mosquito vector in West Nile Virus transmission.

Our staff treated 2,200 acres using truck mounted sprayers for control of adult mosquitoes. More than one application was made to the same site if mosquitoes reinvaded the area. The first treatments were made in June and the last in September.

**Water Management:** During 2020 crews removed blockages, brush and other obstructions from 2,115 linear feet of ditches and streams to prevent overflows or stagnation that can result in mosquito production. This work, together with machine reclamation, is most often carried out in the fall and winter.



## Outside Services Reports (continued)

### Plymouth County Mosquito Control Project *continued*

Mosquito Survey: Our surveillance showed that the dominant mosquitoes throughout the district were generally *Coquillettidia peturbans* and *Oc. canadensis*. In the Town of Bridgewater the three most common mosquitoes were *Cq. peturbans*, *Oc. Canadensis* and *Cs. melanura*.

Education and Outreach: This year the Project was fortunate to host the Governor for an event raising awareness of EEE in Massachusetts. The event was broadcast live and reached thousands of residents in the Commonwealth. Our phone system has been updated to make it easier for residents to reach us during the peak season and our website is continually updated with information about meetings and the annual budget. It also includes educational handouts to provide more information and better describe all the Project's services.

We encourage citizens or municipal officials to visit our website at [www.plymouthmosquito.org](http://www.plymouthmosquito.org) or call our office for information about mosquitoes, mosquito-borne diseases, control practices, or any other matters of concern.

Sincerely,

Ross Rossetti

Superintendent

Commissioners: Cathleen Drinan, Chair, John Sharland, Vice-Chair/Secretary

John Kenney; Michael Valenti, Ann Motyka

---

## Southeastern Regional Services Group

The Town of Bridgewater receives procurement and other services from the Southeastern Regional Services Group (SERSG) and has since the organization's inception in 1993. SERSG members include twenty-two towns and two cities, which are served by one Regional Administrator. Annual dues of \$4,100 support these services. Bridgewater recovers this amount directly from savings in using these contracts and indirectly by devoting less administrative and management time to procurement. Other services include subsidized trainings and contract support.

This report covers calendar year 2020. During that time Bridgewater used SERSG contracts for many purchases, had access to subsidized trainings, and participated in 4 bids with SERSG that resulted in new contracts. Those contracts are for DPW Supplies, Water and Sewer Treatment Chemicals, Paper, and DPW Services.

- SERSG administered bids for and created 7 new DPW Supply contracts for 17 products, and 3 Water Treatment Chemical contracts for 5 products. The estimated value of these supply contracts is \$286,142.
- The Town saved by using SERSG DPW Supply contracts instead of state contracts because the SERSG price for diesel fuel is \$0.07 less and gasoline is \$0.05 less per gallon. Savings off state contract prices for these two items alone was \$5,400.
- Throughout 2020, Bridgewater benefited from a 61.6% discount off non-excluded office supplies using a standard wholesaler's catalog. Under that same contract, ink and toner cartridges were discounted at a rate of 36.6%. In the first half of the year, the Town spent \$11,703, while saving \$13,570 off list price for those purchases. Values for the second half of the year are not yet available.
- The Town also pays competitive fixed prices for Paper using a SERSG contract. Bridgewater spent \$1,502 in the first half of 2020.
- New DPW Services were bid in November 2020 and contracts will take effect on 2/1/21. The Bridgewater public works department requested contracts for 6 services with an estimated value of \$1,553,300, and renewed contracts for another year with an estimated value of \$83,346.
- SERSG applied for a MassDEP grant in November 2019 and received \$56,500. This amount funded trainings that Bridgewater utilized for mandatory stormwater compliance.
- Finally, monthly meetings support municipal administration, public works, and support stormwater specialists.

Favorable pricing is the primary membership benefit. Additionally, every SERSG bid saves many hours of skilled staff time and hundreds of dollars in bid-advertising and other costs. SERSG contract pricing is equal to or lower than state contract prices and requires less time and effort for departments to use.

Respectfully submitted,  
Moira Rouse, Regional Administrator

---

## Legislation Voted 2020—Town of Bridgewater

### Ordinances Directory 2020

Town of Bridgewater—Town Council—Ordinances Adopted in 2020

#### Online Readers:

Click on an ordinance number or description to view its contents online.

Ordinance #	Ordinance Description	Date Adopted
<a href="#">D-FY20-005</a>	<a href="#">General Ordinance - Commercial Parking Licensing</a>	March 10, 2020
<a href="#">D-FY20-002</a>	<a href="#">General Ordinance - Dumpsters in Residential Zoning Districts</a>	May 5, 2020
<a href="#">D-FY20-008</a>	<a href="#">General Ordinance - Rescind Ordinance D-2012-004 Administration &amp; Fiduciary Oversight of Budget - Ambulance Receipts</a>	May 19, 2020
<a href="#">D-FY20-009</a>	<a href="#">General Ordinance - Amend Administrative Code Article II, Section I (B) and Article III, Section I (I)</a>	September 22, 2020
<a href="#">D-FY21-002</a>	<a href="#">General Ordinance - SFI Paperwork Reduction - Creation of a SFI Short Form</a>	September 22, 2020
<a href="#">D-FY21-004</a>	<a href="#">General Ordinance - Amend Section III "Council Meetings" of the Council Rules and Procedures</a>	November 24, 2020

Legislation Voted 2020 (continued)

## Orders Directory 2020

Town of Bridgewater—Town Council—2020 Orders Voted

### Online Readers

Click on an order number or description to view its contents online.

Order #	Order Description	Date Adopted
<a href="#">O-FY20-037</a>	<a href="#">Order of Taking - Property on Elm Street</a>	February 25, 2020
<a href="#">O-FY20-038</a>	<a href="#">Contract Ratification - AFSCME</a>	January 21, 2020
<a href="#">O-FY20-039</a>	<a href="#">Contract Ratification - Library</a>	January 21, 2020
<a href="#">O-FY20-040</a>	<a href="#">Transfer Order - Funding of AFSCME Contractual Settlement</a>	January 21, 2020
<a href="#">O-FY20-041</a>	<a href="#">Transfer Order - Funding of Library Contractual Settlement</a>	January 21, 2020
<a href="#">O-FY20-042</a>	<a href="#">Transfer Order - Funding of Non-Union Employees</a>	January 21, 2020
<a href="#">O-FY20-043</a>	<a href="#">Construction Vehicle Restriction on Wally Krueger Way</a>	March 10, 2020
<a href="#">O-FY20-044</a>	<a href="#">Acceptance of Non-Recurring Revenue to Capital</a>	January 21, 2020
<a href="#">O-FY20-045</a>	<a href="#">Establish Town Manager Goals</a>	February 25, 2020
<a href="#">O-FY20-046</a>	<a href="#">Road and Drainage Betterments - First Street</a>	February 25, 2020
<a href="#">O-FY20-047</a>	<a href="#">CPC Transfer Legion Field Fencing</a>	April 21, 2020
<a href="#">O-FY20-048</a>	<a href="#">Acceptance of a Gift - Howard Foundation for Council on Aging</a>	April 21, 2020
<a href="#">O-FY20-049</a>	<a href="#">Acceptance of a Gift - Council on Aging</a>	April 21, 2020
<a href="#">O-FY20-051</a>	<a href="#">Emergency Order - Change 2020 Annual Town Election Poll Hours</a>	April 21, 2020
<a href="#">O-FY20-052</a>	<a href="#">Emergency Order – Acceptance of Local COVID Relief Legislation</a>	April 21, 2020
<a href="#">O-FY20-053</a>	<a href="#">Transfer Order - Employee Contractual Buyouts</a>	May 19, 2020

**Legislation Voted 2020 (continued)**

**Orders Directory 2020** *continued*

Town of Bridgewater—Town Council—2020 Orders Voted

<b>Order #</b>	<b>Order Description</b>	<b>Date Adopted</b>
<a href="#"><u>O-FY20-054</u></a>	<a href="#"><u>Transfer Order - Prior Year Bill</u></a>	May 19, 2020
<a href="#"><u>O-FY20-055</u></a>	<a href="#"><u>Transfer Order - Capital Appropriations</u></a>	June 23, 2020
<a href="#"><u>O-FY20-056</u></a>	<a href="#"><u>Affix Town Clerk Salary</u></a>	June 2, 2020
<a href="#"><u>O-FY20-057</u></a>	<a href="#"><u>Town Council Acceptance of Electronic Signatures by Municipal Boards Recording Standard</u></a>	June 2, 2020
<a href="#"><u>O-FY20-058</u></a>	<a href="#"><u>FY20 End of Year Transfers</u></a>	June 23, 2020
<a href="#"><u>O-FY20-059</u></a>	<a href="#"><u>FY20 End of Year Transfer - Olde Scotland Links Golf Course and Transfer Station</u></a>	June 23, 2020
<a href="#"><u>O-FY20-060</u></a>	<a href="#"><u>Acceptance of a Gift - Parks and Recreation</u></a>	June 23, 2020
<a href="#"><u>O-FY20-062</u></a>	<a href="#"><u>Acceptance of a Gift - Bridgewater State University</u></a>	July 7, 2020
<a href="#"><u>O-FY20-063</u></a>	<a href="#"><u>Acceptance of a Donation - Central Square</u></a>	July 7, 2020
<a href="#"><u>O-FY21-001</u></a>	<a href="#"><u>Budget Order - FY21 Annual Town Budget</u></a>	June 23, 2020
<a href="#"><u>O-FY21-002</u></a>	<a href="#"><u>Budget Order - FY21 Water Enterprise Fund Budget</u></a>	June 23, 2020
<a href="#"><u>O-FY21-003</u></a>	<a href="#"><u>Budget Order - FY21 Sewer Enterprise Fund Budget</u></a>	June 23, 2020
<a href="#"><u>O-FY21-004</u></a>	<a href="#"><u>Budget Order - FY21 Transfer Station Enterprise Fund Budget</u></a>	June 23, 2020
<a href="#"><u>O-FY21-005</u></a>	<a href="#"><u>Budget Order - FY21 OSLGC Enterprise Fund Budget</u></a>	June 23, 2020
<a href="#"><u>O-FY21-006</u></a>	<a href="#"><u>Authorization of Revolving Funds</u></a>	June 23, 2020
<a href="#"><u>O-FY21-007</u></a>	<a href="#"><u>CPA Reserve Accounts - FY21</u></a>	June 23, 2020
<a href="#"><u>O-FY21-008</u></a>	<a href="#"><u>Transfer Order - Capital Appropriation for Highway Barn</u></a>	July 28, 2020

**Legislation Voted 2020 (continued)**

**Orders Directory 2020** *continued*

**Town of Bridgewater—Town Council—2020 Orders Voted**

<b>Order #</b>	<b>Order Description</b>	<b>Date Adopted</b>
<a href="#"><u>O-FY21-009</u></a>	<a href="#"><u>Transfer Order - Capital Appropriation for School Funding</u></a>	July 28, 2020
<a href="#"><u>O-FY21-010</u></a>	<a href="#"><u>Assessment of Cost of Public Improvement - First Street</u></a>	September 8, 2020
<a href="#"><u>O-FY21-012</u></a>	<a href="#"><u>WWI Guardrail/Flagpole Repair</u></a>	September 22, 2020
<a href="#"><u>O-FY21-014</u></a>	<a href="#"><u>Acceptance of CARES Act Reimbursement</u></a>	October 6, 2020
<a href="#"><u>O-FY21-015</u></a>	<a href="#"><u>Transfer Order - Reallocation Roadway Drainage/Engineering</u></a>	October 6, 2020
<a href="#"><u>O-FY21-016</u></a>	<a href="#"><u>Laying Out and Acceptance of a Private Way - Auglis Way</u></a>	December 1, 2020
<a href="#"><u>O-FY21-017</u></a>	<a href="#"><u>Transfer Order - CPC Recommendation - Central Square Congregational Church</u></a>	October 20, 2020
<a href="#"><u>O-FY21-018</u></a>	<a href="#"><u>Old High School Purchase and Sale Agreement Ratification - Bridgewater, Raynham Regional School District</u></a>	October 20, 2020
<a href="#"><u>O-FY21-019</u></a>	<a href="#"><u>Acceptance of a Grant - Center for Tech and Civic Life COVID-19 Response Grant</u></a>	November 10, 2020
<a href="#"><u>O-FY21-020</u></a>	<a href="#"><u>General Fund Free Cash Allocation to Trust Funds</u></a>	November 10, 2020
<a href="#"><u>O-FY21-021</u></a>	<a href="#"><u>Transfer Order - Police Department Capital Items</u></a>	November 10, 2020
<a href="#"><u>O-FY21-022</u></a>	<a href="#"><u>Transfer Order - Senior Center Capital Transfer</u></a>	November 10, 2020
<a href="#"><u>O-FY21-023</u></a>	<a href="#"><u>Transfer Order - Capital - Complete Streets Engineering</u></a>	November 10, 2020
<a href="#"><u>O-FY21-024</u></a>	<a href="#"><u>Waive Annual Licensing Fees - 2021</u></a>	December 15, 2020
<a href="#"><u>O-FY21-025</u></a>	<a href="#"><u>FY2021 Classification Tax Allocation-Adoption of Residential Factor</u></a>	December 1, 2020

## Resolutions Directory 2020

Town of Bridgewater—Town Council—2020 Resolutions Voted

### Online Readers

Click on a resolution number or description to view its contents online.

Resolution #	Resolution Description	Date Adopted
<a href="#">R-FY20-007</a>	<a href="#">Amend September 2020 Town Council Meeting Date</a>	January 21, 2020
<a href="#">R-FY20-005</a>	<a href="#">FY2021 Budget Resolution</a>	February 4, 2020
<a href="#">R-FY20-009</a>	<a href="#">A Resolution Aiding and Supporting the Reopening of Businesses Closed by Executive and Public Health Orders</a>	May 19, 2020
<a href="#">R-FY20-010</a>	<a href="#">A Resolution Supporting COVID-19 State Funding for School Districts</a>	July 7, 2020
<a href="#">R-FY21-001</a>	<a href="#">A Resolution Supporting First Responders</a>	September 8, 2020
<a href="#">R-FY21-002</a>	<a href="#">Town Council Meeting Dates - 2021</a>	November 24, 2020
<a href="#">R-FY21-004</a>	<a href="#">Early Voting Location Resolution</a>	December 15, 2020

# Financials

## Accounts Receivable Deferred Revenue Reconciliation 6/30/2020

Town of Bridgewater					
AR Reconciliation as of 6/30/20					
Property Tax					
RE Tax					
Levy Year	Receivable Account	Receivable Description	Collector	General Ledger	Variance
2014	0100-122014	2014 REAL ESTATE TAX TAX	52,752.95	52,752.95	0.00
2015	0100-122015	2015 REAL ESTATE TAX TAX	81,238.61	81,238.61	0.00
2016	0100-122016	2016 REAL ESTATE TAX TAX	3,930.74	3,930.74	0.00
2017	0100-122017	2017 REAL ESTATE TAX TAX	768.00	768.00	0.00
2018	0100-122018	2018 REAL ESTATE TAX TAX	1,545.55	1,545.55	0.00
2019	0100-122019	2019 REAL ESTATE TAX TAX	7,700.48	7,700.48	0.00
2020	0100-122020	2020 REAL ESTATE TAX TAX	1,089,299.96	1,089,299.96	0.00
Total			1,237,236.29	1,237,236.29	0.00
PP Tax					
Levy Year	Receivable Account	Receivable Description	Collector	General Ledger	Variance
2005	0100-121005	2005 PERSONAL PROPERTY TAXES	80.52	80.52	0.00
2006	0100-121006	2006 PERSONAL PROPERTY TAXES	373.33	373.33	0.00
2007	0100-121007	2007 PERSONAL PROPERTY TAXES	408.41	408.41	0.00
2008	0100-121008	2008 PERSONAL PROPERTY TAXES	902.89	902.89	0.00
2009	0100-121009	2009 PERSONAL PROPERTY TAXES	1,989.48	1,989.48	0.00
2010	0100-121010	2010 PERSONAL PROPERTY TAXES	4,349.72	4,349.72	0.00
2011	0100-121011	2011 PERSONAL PROPERTY TAXES	3,740.89	3,740.89	0.00
2012	0100-121012	2012 PERSONAL PROPERTY TAXES	4,935.98	4,935.98	0.00
2013	0100-121013	2013 PERSONAL PROPERTY TAXES	5,704.01	5,704.01	0.00
2014	0100-121014	2014 PERSONAL PROPERTY TAXES	5,261.40	5,261.40	0.00
2015	0100-121015	2015 PERSONAL PROPERTY TAXES	4,083.94	4,083.94	0.00
2016	0100-121016	2016 PERSONAL PROPERTY TAXES	2,753.86	2,753.86	0.00
2017	0100-121017	2017 PERSONAL PROPERTY TAXES	2,790.91	2,790.91	0.00
2018	0100-121018	2018 PERSONAL PROPERTY TAXES	3,241.90	3,241.90	0.00
2019	0100-121019	2019 PERSONAL PROPERTY TAXES	6,579.39	6,579.39	0.00
2020	0100-121020	2020 PERSONAL PROPERTY TAXES	19,160.90	19,160.90	0.00
Total			66,357.53	66,357.53	0.00
Total RE & PP Tax			1,303,593.82	1,303,593.82	0.00
Other Property Tax Related					
Levy Year	Receivable Account	Receivable Description	Collector	General Ledger	Variance
	0100-188000	TAX FORECLOSURES-POSSESSIONS	620,969.86	620,969.86	0.00
	0100-124000	TAX LIENS RECEIVABLE (Tax Title)	1,175,965.59	1,175,965.59	0.00
	0100-125500	CL 41A TAXES-DEF TAX	346,751.33	346,751.33	0.00
Total			2,143,686.78	2,143,686.78	0.00



## Financials (continued)

### Accounts Receivable: Reconciliation—6/30/2020 *continued*

<b>MVE Tax</b>					
Levy Year	Receivable Account	Receivable Description	Collector	General Ledger	Variance
2011	0100-126011	2011 MOTOR VEHICLE TAX	101.25	101.25	0.00
2014	0100-126014	2014 MOTOR VEHICLE TAX	27.15	27.15	0.00
2015	0100-126015	2015 MOTOR VEHICLE TAX	(1,034.25)	(1,034.25)	0.00
2016	0100-126016	2016 MOTOR VEHICLE TAX	25,042.77	25,042.77	0.00
2017	0100-126017	2017 MOTOR VEHICLE TAX	31,522.38	31,522.38	0.00
2018	0100-126018	2018 MOTOR VEHICLE TAX	45,887.61	45,887.61	0.00
2019	0100-126019	2019 MOTOR VEHICLE TAX	125,587.36	125,587.36	0.00
2020	0100-126020	2020 MOTOR VEHICLE TAX	429,571.95	429,571.95	0.00
<b>Total</b>			<b>656,706.22</b>	<b>656,706.22</b>	<b>0.00</b>
<b>Boat Excise</b>					
Levy Year	Receivable Account	Receivable Description	Collector	General Ledger	Variance
2015	0100-127015	2015 BOAT EXCISE	236.00	236.00	0.00
2016	0100-127016	2016 BOAT EXCISE	215.00	215.00	0.00
2017	0100-127017	2017 BOAT EXCISE	451.00	451.00	0.00
2018	0100-127018	2018 BOAT EXCISE	488.00	488.00	0.00
2019	0100-127019	2019 BOAT EXCISE	584.00	584.00	0.00
2020	0100-127020	2020 BOAT EXCISE	400.00	400.00	0.00
<b>Total</b>			<b>2,374.00</b>	<b>2,374.00</b>	<b>0.00</b>
<b>Sewer</b>					
Levy Year	Receivable Account	Receivable Description	Collector	General Ledger	Variance
	6100-125500	CL41A TAXES-DEF TAXES	2,193.65	2,193.65	0.00
	6100-131000	SEWER-USER CHARGES	153,856.26	153,856.26	0.00
	6100-131100	SEWER SERVICES	1,558.65	1,558.65	0.00
	6100-131105	SEWER CONNECTION FEE	651,462.50	651,462.50	0.00
	6100-133017	USER CHARGES ADDED TO 2017 TAXES	(229.73)	(229.73)	0.00
2020	6100-133020	USER CHARGES ADDED TO 2020 TAXES	6,278.49	6,278.49	0.00
	6100-124000	TAX LIENS RECEIVABLE (Cat 23)	5,524.96	5,524.96	0.00
			<b>820,644.78</b>	<b>820,644.78</b>	<b>0.00</b>

## Financials (continued)

### Accounts Receivable: Reconciliation—6/30/2020 *continued*

<b>Sewer Betterments</b>					
Levy Year	Receivable Account	Receivable Description	Collector	General Ledger	Variance
CAT 21	6101-125500	CL41A TAXES-DEF TAXES	614.87	614.87	0.00
	6101-141000	UNAPPORTIONED BETTERMENT	309,663.53	309,663.53	0.00
2019	6101-142019	2019 APPORTIONED BETTERMENT	443.55	443.55	0.00
2020	6101-142020	2020 APPORTIONED BETTERMENT	3,911.50	3,911.50	0.00
2019	6101-143019	2019 COMMITTED INTEREST	110.89	110.89	0.00
2020	6101-143020	2020 COMMITTED INTEREST	901.10	901.10	0.00
	6101-124000	TAX LIENS RECEIVABLE	1,886.43	1,886.43	0.00
<b>Total</b>			<b>317,531.87</b>	<b>317,531.87</b>	<b>0.00</b>
<b>Water</b>					
Levy Year	Receivable Account	Receivable Description	Collector	General Ledger	Variance
CAT 21	6200-125500	CL41A TAXES-DEF TAXES	3,249.47	3,249.47	0.00
CAT 60	6200-131000	WATER USER CHARGES	309,522.41	309,522.41	0.00
	6200-131100	Water Services	18,998.41	18,998.41	0.00
	6200-131101	Water Converted Interest	94.25	94.25	0.00
	6200-131105	WATER ENTRANCE FEE	6,000.00	6,000.00	0.00
CAT 20					
2016	6200-133016	USER CHARGES ADDED TO 2016 TAXES	116.34	116.34	0.00
2020	6200-133020	USER CHARGES ADDED TO 2020 TAXES	17,049.87	17,049.87	0.00
CAT 23	6200-124000	TAX LIENS RECEIVABLE	10,633.99	10,633.99	0.00
<b>Total</b>			<b>365,664.74</b>	<b>365,664.74</b>	<b>0.00</b>
<b>CPA</b>					
Levy Year	Receivable Account	Receivable Description	Collector	General Ledger	Variance
	2100-124000	TAX LIENS RECEIVABLE CPA	8,431.97	8,431.97	0.00
2014	2100-122014	2014 REAL ESTATE TAX CPA	925.53	925.53	0.00
2016	2100-122016	2016 REAL ESTATE TAX CPA	(24.62)	(24.62)	0.00
2018	2100-122018	2018 REAL ESTATE TAX CPA	3.10	3.10	0.00
2019	2100-122019	2019 REAL ESTATE TAX CPA	143.26	143.26	0.00
2020	2100-122020	2020 REAL ESTATE TAX CPA	16,023.22	16,023.22	0.00
<b>Total</b>			<b>25,502.46</b>	<b>25,502.46</b>	<b>0.00</b>

## Financials (continued)

### Accounts Receivable: Reconciliation—6/30/2020 *continued*

<b>Title V</b>					
Levy Year	Receivable Account	Receivable Description	Collector	General Ledger	Variance
	2300-124000	TAX LIENS RECEIVABLE	1,752.57	1,752.57	0.00
	2300-141000	UNAPPORTIONED BETTERMENTS	560,015.64	560,015.64	0.00
2020	2300-142020	2020 APPORTIONED BETTERMENTS	2,373.33	2,373.33	0.00
2020	2300-143020	2020 COMMITTED INTEREST	436.67	436.67	0.00
<b>Total</b>			<b>564,578.21</b>	<b>564,578.21</b>	<b>0.00</b>
<b>Ambulance</b>					
Levy Year	Receivable Account	Receivable Description	Collector	General Ledger	Variance
	2501-132000	AMBULANCE RECEIVABLE	529,585.21	529,585.21	0.00
	2501-132001	AMBULANCE RECEIVABLE-BAD DEBTS	546,435.73	546,435.73	0.00
<b>Total</b>			<b>1,076,020.94</b>	<b>1,076,020.94</b>	<b>0.00</b>

**Audited Financial Statement—Fiscal Year 2020****TOWN OF BRIDGEWATER, MASSACHUSETTS****STATEMENT OF NET POSITION  
JUNE 30, 2020**

	Governmental Activities	Business-Type Activities	Total
<b>Assets</b>			
Cash and cash equivalents	\$ 23,468,925	\$ 8,639,051	\$ 32,107,976
Investments	2,072,158	-	2,072,158
Receivables (net):			
Property taxes	1,320,664	-	1,320,664
Excise taxes	659,080	-	659,080
User fees	-	1,736,342	1,736,342
Unapportioned assessments	-	317,532	317,532
Departmental and other	2,466,437	673,622	3,140,059
Intergovernmental	649,941	-	649,941
Tax foreclosures	620,970	-	620,970
Inventory	-	17,786	17,786
Prepaid items	133,972	-	133,972
Capital assets, not being depreciated	16,662,778	904,985	17,567,763
Capital assets, net of accumulated depreciation	31,976,765	21,416,874	53,393,639
<b>Total Assets</b>	<b>80,031,690</b>	<b>33,706,192</b>	<b>113,737,882</b>
<b>Deferred Outflows of Resources</b>			
Related to net other postemployment benefits liability	2,572,175	369,793	2,941,968
Related to net pension liability	3,855,813	532,922	4,388,735
<b>Total Deferred Outflows of Resources</b>	<b>6,427,988</b>	<b>902,715</b>	<b>7,330,703</b>
<b>Liabilities</b>			
Warrants and accounts payable	1,145,321	137,497	1,282,818
Accrued payroll and withholdings	303,957	28,368	332,325
Retainage payable	203,417	-	203,417
Accrued interest expense	-	44,998	44,998
Unearned revenue	-	84,037	84,037
Other liabilities	63,890	10,045	73,935
Bond anticipation notes payable	750,000	-	750,000
Long-term liabilities:			
Due within one year	1,317,877	1,272,393	2,590,270
Due in more than one year	77,907,920	18,036,668	95,944,588
<b>Total Liabilities</b>	<b>81,692,382</b>	<b>19,614,006</b>	<b>101,306,388</b>
<b>Deferred Inflows of Resources</b>			
Related to net other postemployment benefits liability	1,604,835	230,722	1,835,557
Related to net pension liability	1,078,954	149,125	1,228,079
<b>Total Deferred Inflows of Resources</b>	<b>2,683,789</b>	<b>379,847</b>	<b>3,063,636</b>
<b>Net Position</b>			
Net investment in capital assets	37,307,499	12,069,453	49,376,952
Restricted:			
Nonexpendable permanent funds	113,385	-	113,385
Expendable permanent funds	642,002	-	642,002
Community preservation	3,214,001	-	3,214,001
Title V	492,897	-	492,897
Other purposes	3,729,842	-	3,729,842
Unrestricted	(43,416,119)	2,545,601	(40,870,518)
<b>Total Net Position</b>	<b>\$ 2,083,507</b>	<b>\$ 14,615,054</b>	<b>\$ 16,698,561</b>

See accompanying notes to basic financial statements.

# Financials (continued)

## Audited Financial Statement—Fiscal Year 2020 *continued*

TOWN OF BRIDGEWATER, MASSACHUSETTS						
STATEMENT OF ACTIVITIES						
YEAR ENDED JUNE 30, 2020						
Functions/Programs	Expenses	Program Revenues		Net (Expenses) Revenues and Changes in Net Position		
		Charges for Services	Operating Grants and Contributions	Capital Grants and Contributions	Governmental Activities	Business-Type Activities
<b>Primary Government:</b>						
<i>Governmental Activities</i>						
General government	\$ 5,028,475	\$ 851,184	\$ 360,913	\$ 162,143	\$ (3,654,235)	\$ (3,654,235)
Public safety	20,300,594	3,900,883	403,985	-	(15,995,726)	(15,995,726)
Education	32,145,178	86,600	76,038	-	(31,982,540)	(31,982,540)
Public works	3,252,550	4,900	38,284	3,575,364	365,998	365,998
Health and human services	1,037,400	216,868	254,537	-	(565,995)	(565,995)
Culture and recreation	1,843,664	113,712	65,013	157,386	(1,507,553)	(1,507,553)
Debt service	319,812	-	-	-	(319,812)	(319,812)
Total Governmental Activities	63,927,673	5,174,147	1,198,770	3,894,893	(53,659,863)	(53,659,863)
<i>Business-Type Activities:</i>						
Water	2,900,594	3,776,868	-	-	\$ 876,274	876,274
Sewer	2,419,088	3,200,269	-	19,184	800,365	800,365
Transfer Station	358,105	308,783	-	-	(49,322)	(49,322)
Golf	1,370,465	1,195,917	-	-	(174,548)	(174,548)
Total Business-Type Activities	7,048,252	8,481,837	-	19,184	1,452,769	1,452,769
Total Primary Government	\$ 70,975,925	\$ 13,655,984	\$ 1,198,770	\$ 3,914,077	(53,659,863)	(52,207,094)
<b>General Revenues:</b>						
					47,395,089	47,395,089
					4,398,159	4,398,159
					252,333	252,333
					4,228,453	4,228,453
					367,814	367,814
					270,554	270,554
					(556,768)	-
Total General Revenues and Transfers					(556,768)	56,912,402
Change in Net Position					896,001	4,705,308
Net Position:						
Beginning of year					(1,725,800)	11,993,253
End of year					\$ 2,083,507	\$ 16,698,561

See accompanying notes to basic financial statements.

# Financials (continued)

## Audited Financial Statement—Fiscal Year 2020 *continued*

### TOWN OF BRIDGEWATER, MASSACHUSETTS

#### GOVERNMENTAL FUNDS BALANCE SHEET JUNE 30, 2020

	General Fund	Community Preservation Act Fund	Title V Program	Capital Project Fund	Nonmajor Governmental Funds	Total Governmental Funds
<b>Assets:</b>						
Cash and cash equivalents	\$ 10,986,349	\$ 3,190,824	\$ 1,053,858	\$ 4,619,286	\$ 3,618,608	\$ 23,468,925
Investments	1,992,358	-	-	-	79,800	2,072,158
Receivables, net of allowance for uncollectibles:						
Property taxes	1,303,594	17,070	-	-	-	1,320,664
Excise taxes	659,080	-	-	-	-	659,080
Departmental and other	1,522,717	8,432	564,578	-	370,710	2,466,437
Intergovernmental	-	-	-	337,559	312,382	649,941
Tax foreclosures	620,970	-	-	-	-	620,970
Other assets	-	-	-	-	133,972	133,972
<b>Total Assets</b>	<u>17,085,068</u>	<u>3,216,326</u>	<u>1,618,436</u>	<u>4,956,845</u>	<u>4,515,472</u>	<u>31,392,147</u>
<b>Deferred Outflows of Resources</b>	-	-	-	-	-	-
<b>Total Assets and Deferred Outflows of Resources</b>	<u>\$ 17,085,068</u>	<u>\$ 3,216,326</u>	<u>\$ 1,618,436</u>	<u>\$ 4,956,845</u>	<u>\$ 4,515,472</u>	<u>\$ 31,392,147</u>
<b>Liabilities:</b>						
Warrants and accounts payable	\$ 249,312	\$ 1,054	\$ 44,515	\$ 762,871	\$ 87,569	\$ 1,145,321
Accrued payroll and withholdings	298,083	132	-	-	5,742	303,957
Retainage payable	-	-	-	203,417	-	203,417
Other liabilities	62,751	1,139	-	-	-	63,890
Bond anticipation notes payable	-	-	-	750,000	-	750,000
<b>Total Liabilities</b>	<u>610,146</u>	<u>2,325</u>	<u>44,515</u>	<u>1,716,288</u>	<u>93,311</u>	<u>2,466,585</u>
<b>Deferred Inflows of Resources:</b>						
Unavailable revenues - property taxes	1,142,662	17,070	-	-	-	1,159,732
Unavailable revenues - excise taxes	659,080	-	-	-	-	659,080
Unavailable revenues - other	2,143,687	8,432	564,578	-	370,710	3,087,407
<b>Total Deferred Inflows of Resources</b>	<u>3,945,429</u>	<u>25,502</u>	<u>564,578</u>	<u>-</u>	<u>370,710</u>	<u>4,906,219</u>
<b>Fund Balances:</b>						
Nonspendable	-	-	-	-	247,357	247,357
Restricted	51,081	3,188,499	1,009,343	3,955,384	4,001,134	12,205,441
Committed	2,170,371	-	-	-	-	2,170,371
Assigned	228,756	-	-	-	-	228,756
Unassigned	10,079,285	-	-	(714,827)	(197,040)	9,167,418
<b>Total Fund Balances</b>	<u>12,529,493</u>	<u>3,188,499</u>	<u>1,009,343</u>	<u>3,240,557</u>	<u>4,051,451</u>	<u>24,019,343</u>
<b>Total Liabilities, Deferred Inflows of Resources     and Fund Balance</b>	<u>\$ 17,085,068</u>	<u>\$ 3,216,326</u>	<u>\$ 1,618,436</u>	<u>\$ 4,956,845</u>	<u>\$ 4,515,472</u>	<u>\$ 31,392,147</u>

See accompanying notes to basic financial statements.

**Financials (continued)**

**Audited Financial Statement—Fiscal Year 2020 *continued***

**TOWN OF BRIDGEWATER, MASSACHUSETTS**

**RECONCILIATION OF THE GOVERNMENTAL FUNDS BALANCE SHEET  
TOTAL FUND BALANCES TO THE STATEMENT OF NET POSITION  
JUNE 30, 2020**

---

<b>Total Governmental Fund Balances</b>	<b>\$ 24,019,343</b>
Capital assets used in governmental activities are not financial resources and, therefore, are not reported in the funds.	48,639,543
Other long-term assets are not available to pay for current-period expenditures and, therefore, are reported as unavailable revenue in the governmental funds.	4,906,219
Deferred outflows and inflows of resources to be recognized in future fiscal years are not available resources and, therefore, are not reported in the funds:	
Deferred outflows related to other postemployment benefits	2,572,175
Deferred outflows related to pensions	3,855,813
Deferred inflows related to other postemployment benefits	(1,604,835)
Deferred inflows related to pensions	(1,078,954)
Long-term liabilities are not due and payable in the current period and, therefore, are not reported in the government funds:	
Bonds and notes payable	(12,602,024)
Less: Unamortized bond premiums	(782,474)
Capital leases	(1,125,728)
Compensated absences	(2,433,651)
Net pension liability	(28,990,334)
Net other postemployment benefits liability	<u>(33,291,586)</u>
<b>Net Position of Governmental Activities</b>	<b><u>\$ 2,083,507</u></b>

See accompanying notes to basic financial statements.

# Financials (continued)

## Audited Financial Statement—Fiscal Year 2020 *continued*

### TOWN OF BRIDGEWATER, MASSACHUSETTS

#### GOVERNMENTAL FUNDS STATEMENT OF REVENUES, EXPENDITURES, AND CHANGES IN FUND BALANCES YEAR ENDED JUNE 30, 2020

	General Fund	Community Preservation Act Fund	Title V Program	Capital Project Fund	Nonmajor Governmental Funds	Total Governmental Funds
<b>Revenues:</b>						
Real estate and personal property taxes, net	\$ 46,141,175	\$ 680,565	\$ -	\$ -	\$ -	\$ 46,821,740
Intergovernmental	4,453,589	157,386	-	3,575,364	904,108	9,090,447
Motor vehicle and other excises	4,205,652	-	-	-	-	4,205,652
Departmental and other revenue	1,060,450	2,126	161,996	-	2,528,733	3,753,305
Licenses and permits	1,647,580	-	-	-	-	1,647,580
Penalties and interest on taxes	252,333	-	-	-	-	252,333
Fines and forfeitures	32,286	-	-	-	82,254	114,540
Investment income	361,542	18,446	-	-	(12,174)	367,814
Contributions and donations	-	-	-	-	231,669	231,669
<b>Total Revenues</b>	<b>58,154,607</b>	<b>858,523</b>	<b>161,996</b>	<b>3,575,364</b>	<b>3,734,590</b>	<b>66,485,080</b>
<b>Expenditures:</b>						
Current:						
General government	3,904,040	-	-	-	596,941	4,500,981
Public safety	12,868,686	-	-	647,209	372,042	13,887,937
Education	32,050,400	-	-	-	-	32,050,400
Public works	1,968,268	-	-	6,444,668	28,210	8,441,146
Health and human services	507,602	-	112,986	-	95,430	716,018
Culture and recreation	671,895	527,216	-	-	179,221	1,378,332
Pensions and other fringes	6,570,035	-	-	-	-	6,570,035
State and county tax assessments	409,719	-	-	-	-	409,719
Debt service:						
Principal	805,513	278,000	-	-	-	1,083,513
Interest	123,186	144,180	-	99,473	-	366,839
<b>Total Expenditures</b>	<b>59,879,344</b>	<b>949,396</b>	<b>112,986</b>	<b>7,191,350</b>	<b>1,271,844</b>	<b>69,404,920</b>
<b>Excess (Deficiency) of Revenues Over (Under) Expenditures</b>	<b>(1,724,737)</b>	<b>(90,873)</b>	<b>49,010</b>	<b>(3,615,986)</b>	<b>2,462,746</b>	<b>(2,919,840)</b>
<b>Other Financing Sources (Uses):</b>						
Issuance of long-term debt	-	-	-	4,255,000	-	4,255,000
Premiums from issuance of bonds and notes	-	-	-	446,448	-	446,448
Issuance of capital leases	-	-	-	857,952	-	857,952
Transfers in	3,214,343	12,541	-	850,000	295,973	4,372,857
Transfers out	(737,014)	(377,500)	(110,513)	-	(2,591,062)	(3,816,089)
<b>Total Other Financing Sources (Uses)</b>	<b>2,477,329</b>	<b>(364,959)</b>	<b>(110,513)</b>	<b>6,409,400</b>	<b>(2,295,089)</b>	<b>6,116,168</b>
<b>Net Change in Fund Balances</b>	<b>752,592</b>	<b>(455,832)</b>	<b>(61,503)</b>	<b>2,793,414</b>	<b>167,657</b>	<b>3,196,328</b>
Fund Balances - Beginning	11,776,901	\$ 3,644,331	1,070,846	447,143	3,883,794	20,823,015
Fund Balances - Ending	<u>\$ 12,529,493</u>	<u>\$ 3,188,499</u>	<u>\$ 1,009,343</u>	<u>\$ 3,240,557</u>	<u>\$ 4,051,451</u>	<u>\$ 24,019,343</u>

See accompanying notes to basic financial statements.



**Financials (continued)**

**Audited Financial Statement—Fiscal Year 2020 *continued***

**TOWN OF BRIDGEWATER, MASSACHUSETTS**

**RECONCILIATION OF THE STATEMENT OF REVENUES, EXPENDITURES, AND CHANGES  
IN FUND BALANCES OF GOVERNMENTAL FUNDS TO THE STATEMENT OF ACTIVITIES  
YEAR ENDED JUNE 30, 2020**

---

**Net Change in Fund Balances - Total Governmental Fund Balances** **\$ 3,196,328**

Governmental funds report capital outlays as expenditures. However, in the Statement of Activities the cost of those assets is allocated over their estimated useful lives and reported as depreciation expense. The net amounts are reflected here as reconciling items:

Capital outlays	8,294,479	
Depreciation expense	<u>(1,769,691)</u>	
Net effect of reporting capital assets		6,524,788

The issuance of long-term debt provides current financial resources to governmental funds, while the repayment of the principal of long-term debt consumes the financial resources of governmental funds. Neither has any effect on net position. Also governmental funds report the effect of issuance costs, premiums, discounts, and similar items when debt is first issued, whereas these amounts are amortized in the Statement of Activities. The net amounts are reflected here as reconciling items:

Repayments of debt	1,083,513	
Repayments of capital lease obligations	425,948	
Issuance of capital lease obligations	(857,952)	
Amortization of premiums from issuance of bonds and notes	47,027	
Premiums from issuance of bonds and notes	(446,448)	
Issuance of bonds and notes	<u>(4,255,000)</u>	
Net effect of reporting long-term debt		(4,002,912)

Revenues in the Statement of Activities that do not provide current financial resources are unavailable in the Statement of Revenues, Expenditures and Changes in Fund Balances. Therefore, the recognition of revenues for various types of accounts receivable differ between the two statements. The amount presented represents the following differences derived from unavailable revenue.

695,132

Some expenses reported in the Statement of Activities do not require the use of current financial resources and therefore are not reported as expenditures in the governmental funds:

Compensated absences	(270,820)	
Pension benefits	(1,120,523)	
Other postemployment benefits	<u>(1,212,686)</u>	
Net effect of reporting long-term liabilities		<u>(2,604,029)</u>

**Change in Net Position of Governmental Activities** **\$ 3,809,307**

---

---

See accompanying notes to basic financial statements.

## Financials (continued)

### Audited Financial Statement—Fiscal Year 2020 *continued*

#### TOWN OF BRIDGEWATER, MASSACHUSETTS

#### PROPRIETARY FUNDS STATEMENT OF NET POSITION JUNE 30, 2020

	Business-type Activities - Enterprise Funds				
	Water	Sewer	Transfer Station	Golf Course	Totals
<b>Assets:</b>					
Current Assets:					
Cash and cash equivalents	\$ 3,753,635	\$ 4,613,117	\$ 151,134	\$ 121,165	\$ 8,639,051
Receivables, net of allowance for uncollectibles:					
User charges	1,181,502	554,840	-	-	1,736,342
Other	16,634	656,988	-	-	673,622
Inventory	-	-	-	17,786	17,786
Total Current Assets	<u>4,951,771</u>	<u>5,824,945</u>	<u>151,134</u>	<u>138,951</u>	<u>11,066,801</u>
Noncurrent assets:					
Receivables - unapportioned assessments	-	317,532	-	-	317,532
Capital assets, not being depreciated	904,985	-	-	-	904,985
Capital assets, net of accumulated depreciation	11,383,645	7,145,564	41,137	2,846,528	21,416,874
Total Noncurrent Assets	<u>12,288,630</u>	<u>7,463,096</u>	<u>41,137</u>	<u>2,846,528</u>	<u>22,639,391</u>
<b>Total Assets</b>	<u>17,240,401</u>	<u>13,288,041</u>	<u>192,271</u>	<u>2,985,479</u>	<u>33,706,192</u>
<b>Deferred Outflows of Resources:</b>					
Related to net other postemployment benefits liability	185,652	119,745	11,358	53,038	369,793
Related to net pension liability	207,993	205,016	25,641	94,272	532,922
<b>Total Deferred Outflows of Resources</b>	<u>393,645</u>	<u>324,761</u>	<u>36,999</u>	<u>147,310</u>	<u>902,715</u>
<b>Liabilities:</b>					
Current Liabilities:					
Warrants and accounts payable	25,834	87,266	21,906	2,491	137,497
Accrued payroll and withholdings	10,242	8,401	930	8,795	28,368
Accrued interest	19,007	20,241	-	5,750	44,998
Unearned revenue	-	-	-	84,037	84,037
Other liabilities	-	-	-	10,045	10,045
Bonds and notes payable	933,142	258,909	-	61,000	1,253,051
Compensated absences	3,118	4,349	-	11,875	19,342
Total Current Liabilities	<u>991,343</u>	<u>379,166</u>	<u>22,836</u>	<u>183,993</u>	<u>1,577,338</u>
Noncurrent Liabilities:					
Bonds and notes payable	6,500,191	2,340,342	-	229,000	9,069,533
Compensated absences	28,065	39,138	-	106,872	174,075
Net other postemployment benefits liability	2,402,900	1,549,864	147,001	686,465	4,786,230
Net pension liability	1,563,817	1,541,437	192,788	708,788	4,006,830
Total Noncurrent Liabilities	<u>10,494,973</u>	<u>5,470,781</u>	<u>339,789</u>	<u>1,731,125</u>	<u>18,036,668</u>
<b>Total Liabilities</b>	<u>11,486,316</u>	<u>5,849,947</u>	<u>362,625</u>	<u>1,915,118</u>	<u>19,614,006</u>
<b>Deferred Inflows of Resources:</b>					
Related to net other postemployment benefits liability	115,833	74,711	7,086	33,092	230,722
Related to net pension liability	58,202	57,369	7,175	26,379	149,125
<b>Total Deferred Inflows of Resources</b>	<u>174,035</u>	<u>132,080</u>	<u>14,261</u>	<u>59,471</u>	<u>379,847</u>
<b>Net Position:</b>					
Net investment in capital assets	4,925,475	4,546,313	41,137	2,556,528	12,069,453
Unrestricted	1,048,220	3,084,462	(188,753)	(1,398,328)	2,545,601
<b>Total Net Position</b>	<u>\$ 5,973,695</u>	<u>\$ 7,630,775</u>	<u>\$ (147,616)</u>	<u>\$ 1,158,200</u>	<u>\$ 14,615,054</u>

See accompanying notes to basic financial statements.

# Financials (continued)

## Audited Financial Statement—Fiscal Year 2020 *continued*

### TOWN OF BRIDGEWATER, MASSACHUSETTS

#### PROPRIETARY FUNDS STATEMENT OF REVENUES, EXPENSES AND CHANGES IN NET POSITION YEAR ENDED JUNE 30, 2020

	Business-type Activities - Enterprise Funds				Totals
	Water	Sewer	Transfer Station	Golf Course	
<b>Operating Revenues:</b>					
Charges for services	\$ 3,539,543	\$ 2,261,435	\$ 308,783	\$ 1,195,917	\$ 7,305,678
Other operating income	237,325	938,834	-	-	1,176,159
Total Operating Revenues	3,776,868	3,200,269	308,783	1,195,917	8,481,837
<b>Operating Expenses:</b>					
Operating costs	2,152,526	1,837,623	356,459	1,181,946	5,528,554
Depreciation	573,609	521,152	1,646	172,292	1,268,699
Total Operating Expenses	2,726,135	2,358,775	358,105	1,354,238	6,797,253
<b>Operating Income (Loss)</b>	1,050,733	841,494	(49,322)	(158,321)	1,684,584
<b>Nonoperating Revenues (Expenses):</b>					
Betterments	-	19,184	-	-	19,184
Interest expense	(174,459)	(60,313)	-	(16,227)	(250,999)
Total Nonoperating Revenues (Expenses), net	(174,459)	(41,129)	-	(16,227)	(231,815)
<b>Income (Loss) Before Transfers</b>	876,274	800,365	(49,322)	(174,548)	1,452,769
Transfers in	-	-	178,500	250,000	428,500
Transfers out	(449,444)	(301,755)	(40,252)	(193,817)	(985,268)
<b>Change in Net Position</b>	426,830	498,610	88,926	(118,365)	896,001
Net Position - Beginning	5,546,865	7,132,165	(236,542)	1,276,565	13,719,053
Net Position - Ending	<u>\$ 5,973,695</u>	<u>\$ 7,630,775</u>	<u>\$ (147,616)</u>	<u>\$ 1,158,200</u>	<u>\$ 14,615,054</u>

See accompanying notes to basic financial statements.

## Financials (continued)

### Audited Financial Statement—Fiscal Year 2020 *continued*

#### TOWN OF BRIDGEWATER, MASSACHUSETTS

#### PROPRIETARY FUNDS STATEMENT OF CASH FLOWS YEAR ENDED JUNE 30, 2020

	Business-type Activities - Enterprise Funds				
	Water	Sewer	Transfer Station	Golf Course	Totals
<b>Cash Flows from Operating Activities:</b>					
Receipts from users	\$ 3,821,061	\$ 1,773,346	\$ 308,783	\$ 1,199,111	\$ 7,102,301
Other receipts	237,325	938,834	-	-	1,176,159
Payments to employees	(680,373)	(604,509)	(60,916)	(544,066)	(1,889,864)
Payments to vendors	(1,395,230)	(1,054,312)	(279,562)	(577,610)	(3,306,714)
Net Cash Provided by (Used For) Operating Activities	1,982,783	1,053,359	(31,695)	77,435	3,081,882
<b>Cash Flows from Noncapital Related Financing Activities:</b>					
Transfers in	-	-	178,500	250,000	428,500
Transfers out	(449,444)	(301,755)	(40,252)	(193,817)	(985,268)
Net Cash Provided by (Used For) Noncapital Related Financing Activities	(449,444)	(301,755)	138,248	56,183	(556,768)
<b>Cash Flows from Capital and Related Financing Activities:</b>					
Proceeds from betterment principal	-	90,367	-	-	90,367
Proceeds from issuance of bond and note debt	4,650,000	-	-	-	4,650,000
Proceeds from bond premiums	709,388	-	-	-	709,388
Acquisition and construction of capital assets	(1,088,921)	(293,575)	-	-	(1,382,496)
Principal payments on bonds and notes	(5,654,422)	(331,656)	-	(61,000)	(6,047,078)
Interest expense	(238,502)	(62,213)	-	(17,068)	(317,783)
Net Cash (Used For) Capital and Related Financing Activities	(1,622,457)	(597,077)	-	(78,068)	(2,297,602)
<b>Net Change in Cash and Cash Equivalents</b>	(89,118)	154,527	106,553	55,550	227,512
<b>Cash and Cash Equivalents:</b>					
Beginning of year	3,842,753	4,458,590	44,581	65,615	8,411,539
End of year	\$ 3,753,635	\$ 4,613,117	\$ 151,134	\$ 121,165	\$ 8,639,051
<b>Reconciliation of Operating Income to Net Cash Provided By (Used For) for Operating Activities:</b>					
Operating income (loss)	\$ 1,050,733	\$ 841,494	\$ (49,322)	\$ (158,321)	\$ 1,684,584
Adjustments to reconcile operating income (loss) to net cash provided (used) by operating activities:					
Depreciation expense	573,609	521,152	1,646	172,292	1,268,699
Changes in assets and liabilities:					
Receivables	281,518	(488,089)	-	-	(206,571)
Inventory	-	-	-	3,271	3,271
Deferred outflows	68,822	103,896	15,057	48,927	236,702
Accounts payable and accrued expenses	(53,379)	69,254	3,173	(9,595)	9,453
Unearned income	-	-	-	3,194	3,194
Compensated absences	(17,672)	(6,487)	-	10,071	(14,088)
Net other postemployment benefits liability	229,755	148,191	14,056	65,637	457,639
Net pension liability	(138,333)	(136,354)	(17,052)	(62,699)	(354,438)
Deferred inflows	(12,270)	302	747	536	(10,685)
Other liabilities	-	-	-	4,122	4,122
<b>Net Cash Provided By (Used For) Operating Activities</b>	\$ 1,982,783	\$ 1,053,359	\$ (31,695)	\$ 77,435	\$ 3,081,882

See accompanying notes to basic financial statements.

# Financials (continued)

## Audited Financial Statement—Fiscal Year 2020 *continued*

### TOWN OF BRIDGEWATER, MASSACHUSETTS

#### FIDUCIARY FUNDS STATEMENT OF NET POSITION JUNE 30, 2020

	Other Postemployment Benefits Trust Fund	Private Purpose Trust Funds	Agency Fund
<b>Assets:</b>			
Cash and cash equivalents	\$ 3,677	\$ 93,332	\$ 2,458,393
Investments:			
Common stock	-	41,040	-
Equity mutual funds	359,419	-	-
Bond mutual funds	226,224	-	-
Other	-	-	46,014
<b>Total Assets</b>	<b>589,320</b>	<b>134,372</b>	<b>2,504,407</b>
<b>Liabilities:</b>			
Warrants and accounts payable	-	-	41,106
Accrued payroll and withholdings	-	-	48,752
Planning and performance bonds	-	-	2,248,620
Other liabilities	-	-	165,929
<b>Total Liabilities</b>	<b>-</b>	<b>-</b>	<b>\$ 2,504,407</b>
<b>Net Position:</b>			
Restricted for other postemployment benefits	589,320	-	
Held in trust for other purposes	-	134,372	
<b>Total Net Position</b>	<b>\$ 589,320</b>	<b>\$ 134,372</b>	

See accompanying notes to basic financial statements.

**Financials (continued)**

**Audited Financial Statement    Fiscal Year 2020 *continued***

**TOWN OF BRIDGEWATER, MASSACHUSETTS**

**FIDUCIARY FUNDS  
STATEMENT OF CHANGES IN NET POSITION  
YEAR ENDED JUNE 30, 2020**

	Other Postemployment Benefits Trust Fund	Private Purpose Trust Funds
<b>Additions:</b>		
Investment income	\$ 12,942	\$ (7,132)
Employer contributions	1,417,265	-
<b>Total Additions</b>	<u>1,430,207</u>	<u>(7,132)</u>
<b>Deductions:</b>		
Retiree benefits	1,307,265	-
Scholarships	-	5,200
<b>Total Deductions</b>	<u>1,307,265</u>	<u>5,200</u>
<b>Change in Net Position</b>	122,942	(12,332)
Net Position - Beginning	<u>466,378</u>	<u>146,704</u>
Net Position - Ending	<u><u>\$ 589,320</u></u>	<u><u>\$ 134,372</u></u>

See accompanying notes to basic financial statements.

## General Fund Expense Budget to Actual—Fiscal Year 2020

Town of Bridgewater - FY 2020 Expenditure Actuals - 06.30.20										
Surplus Calculation by Expenditure Type				Surplus Descriptive						
Seq.	Category	%	Amount							
1	Salaries / Wages / Benefits	61%	571,798	A surplus of \$581,292 was achieved. This was driven mostly due to surplus balances in the Police \$337,096, Highway \$95,420, Fire \$29,744, CED \$15,668, and Town Council \$13,963 Salary Group. The actual FTE vs. Budgeted FTE drove this surplus in these departments. A surplus of \$126,986 was achieved. This was driven in part by the following Budget Groups: Gas & Oil \$15,676, Veterans Services \$13,087, Street Lighting \$34,290, and Highway \$129,564 0 Meets Budget. 861 Meets Budget.						
2	Expenses	38%	358,201							
3	Debt Service	0%	0							
4/5	Transfers / Capital	0%	861							
	Total	100%	930,860							
Dept	Dept Description	Group #	Group Description	Object	Description	2020 Revised Budget	2020 Actual	2020 Available	Encumbrances	Ending Balance
111	TOWN COUNCIL	1	Salaries / Wages / Benefits			46,210	32,247	13,963	0	13,963
		2	Expenses			10,000	8,345	1,655	0	1,655
111 Total						56,210	40,593	15,617	0	15,617
123	TOWN MANAGER	1	Salaries / Wages / Benefits			361,463	354,750	6,713	5,900	813
		2	Expenses			121,904	61,559	60,345	62,000	(1,655)
		5	Capital			8,000	6,689	1,311	450	861
123 Total						491,367	422,999	68,369	68,350	19
131	FINANCE COMMITTEE	1	Salaries / Wages / Benefits			2,500	2,313	187	0	187
		2	Expenses			400	0	400	0	400
131 Total						2,900	2,313	587	0	587
135	ACCOUNTANT	1	Salaries / Wages / Benefits			338,565	337,119	1,446	0	1,446
		2	Expenses			57,600	44,307	13,293	4,022	9,271
135 Total						396,165	381,426	14,739	4,022	10,717
141	ASSESSORS	1	Salaries / Wages / Benefits			159,608	159,341	268	0	268
		2	Expenses			99,885	99,464	421	0	421
141 Total						259,493	258,805	689	0	689
145	TREASURER	1	Salaries / Wages / Benefits			298,446	298,317	128	0	128
		2	Expenses			265,043	249,649	15,394	240	15,154
145 Total						563,489	547,966	15,523	240	15,283
151	LAW	1	Salaries / Wages / Benefits			66,199	66,141	58	0	58
		2	Expenses			40,100	34,750	5,350	500	4,850
151 Total						106,299	100,891	5,408	500	4,908
155	INFORMATION TECHNOLOGY	1	Salaries / Wages / Benefits			172,798	172,726	72	0	72
		2	Expenses			321,378	287,302	34,076	6,000	28,076
155 Total						494,176	460,028	34,148	6,000	28,148
161	TOWN CLERK	1	Salaries / Wages / Benefits			199,912	198,149	1,763	0	1,763
		2	Expenses			53,503	45,645	7,858	0	7,858
161 Total						253,415	243,794	9,620	0	9,620
166	PARKING	1	Salaries / Wages / Benefits			15,375	12,846	2,529	0	2,529
		2	Expenses			750	750	0	0	0
166 Total						16,125	13,596	2,529	0	2,529
182	COMMUNITY ECONOMIC DEVELOPMENT	1	Salaries / Wages / Benefits			321,115	305,448	15,668	0	15,668
		2	Expenses			72,187	66,216	5,971	0	5,971
182 Total						393,302	371,663	21,639	0	21,639
192	TOWN BUILDINGS	1	Salaries / Wages / Benefits			12,359	12,000	359	0	359

## Financials (continued)

General Fund Expense Budget to Actual—Fiscal Year 2020 *continued*

Town of Bridgewater - FY 2020 Expenditure Actuals - 06.30.20										
Surplus Calculation by Expenditure Type				Surplus Descriptive						
Seq.	Category	%	Amount							
1	Salaries / Wages / Benefits	61%	571,798	A surplus of \$581,292 was achieved. This was driven mostly due to surplus balances in the Police \$337,096, Highway \$95,420, Fire \$29,744, CED \$15,668, and Town Council \$13,963 Salary Group. The actual FTE vs. Budgeted FTE drove this surplus in these departments. A surplus of \$126,986 was achieved. This was driven in part by the following Budget Groups: Gas & Oil \$15,676, Veterans Services \$13,087, Street Lighting \$34,290, and Highway \$129,564						
2	Expenses	38%	358,201							
3	Debt Service	0%	0							
4/5	Transfers / Capital	0%	861	0 Meets Budget.						
	Total	100%	930,860							
Dept	Dept Description	Group #	Group Description	Object	Description	2020 Revised Budget	2020 Actual	2020 Available	Encumbrances	Ending Balance
192	TOWN BUILDINGS	2	Expenses			347,854	348,212	(358)	0	(358)
192 Total										
210	POLICE	1	Salaries / Wages / Benefits			5,699,236	5,362,140	337,096	0	337,096
		2	Expenses			240,876	209,192	31,684	1,022	30,662
210 Total						5,940,112	5,571,332	368,780	1,022	367,759
220	FIRE	1	Salaries / Wages / Benefits			5,950,191	5,805,485	144,706	114,962	29,744
		2	Expenses			376,138	368,862	7,275	0	7,275
220 Total						6,326,328	6,174,347	151,981	114,962	37,019
240	INSPECTIONAL SERVICES	1	Salaries / Wages / Benefits			433,874	431,825	2,049	0	2,049
		2	Expenses			12,800	7,547	5,253	80	5,173
240 Total						446,674	439,372	7,302	80	7,222
292	ANIMAL CONTROL	1	Salaries / Wages / Benefits			50,779	49,980	799	0	799
		2	Expenses			2,500	605	1,895	0	1,895
292 Total						53,279	50,585	2,694	0	2,694
300	B/R REGIONAL DISTRICT TUITION	2	Expenses			30,455,875	30,455,875	1	0	1
300 Total						30,455,875	30,455,875	1	0	1
301	BRISTOL AGRICULTURAL TUITION	2	Expenses			99,558	80,708	18,850	0	18,850
301 Total						99,558	80,708	18,850	0	18,850
302	BRISTOL PLYMOUTH TUITION	2	Expenses			1,323,444	1,323,444	0	0	0
302 Total						1,323,444	1,323,444	0	0	0
303	NORFOLK COUNTY AGRICULTURAL	2	Expenses			55,523	55,044	479	0	479
303 Total						55,523	55,044	479	0	479
410	TOWN ENGINEER	1	Salaries / Wages / Benefits			101,511	101,473	37	0	37
		2	Expenses			111,068	83,062	28,006	25,530	2,476
410 Total						212,579	184,536	28,043	25,530	2,513
420	HIGHWAY DEPARTMENT	1	Salaries / Wages / Benefits			848,708	753,288	95,420	0	95,420
		2	Expenses			363,375	233,811	129,564	0	129,564
420 Total						1,212,083	987,099	224,984	0	224,984
421	SNOW AND ICE	1	Salaries / Wages / Benefits			41,000	34,900	6,100	0	6,100
		2	Expenses			41,100	272,315	(231,215)	0	(231,215)
421 Total						82,100	307,215	(225,115)	0	(225,115)
424	STREET LIGHTING	2	Expenses			240,218	205,928	34,290	0	34,290
424 Total						240,218	205,928	34,290	0	34,290
510	HEALTH	1	Salaries / Wages / Benefits			142,947	142,788	159	0	159
		2	Expenses			17,412	8,929	8,483	0	8,483



Financials (continued)

General Fund Expense Budget to Actual—Fiscal Year 2020 *continued*

Town of Bridgewater - FY 2020 Expenditure Actuals - 06.30.20										
Seq.	Surplus Calculation by Expenditure Type		Surplus Descriptive							
	Category	%	Amount							
1	Salaries / Wages / Benefits	61%	571,798							A surplus of \$581,292 was achieved. This was driven mostly due to surplus balances in the Police \$337,096, Highway \$95,420, Fire \$29,744, CED \$15,668, and Town Council \$13,963 Salary Group. The actual FTE vs. Budgeted FTE drove this surplus in these departments.
2	Expenses	38%	358,201							A surplus of \$126,986 was achieved. This was driven in part by the following Budget Groups: Gas & Oil \$15,676, Veterans Services \$13,087, Street Lighting \$34,290, and Highway \$129,564
3	Debt Service	0%	0							Meets Budget.
4/5	Transfers / Capital	0%	861							Meets Budget.
	Total	100%	930,860							
Dept	Dept Description	Group #	Group Description	Object	Description	2020 Revised Budget	2020 Actual	2020 Available	Encumbrances	Ending Balance
510 Total						160,359	151,717	8,642	0	8,642
541	COUNCIL ON AGING	1	Salaries / Wages / Benefits			222,214	220,914	1,301	0	1,301
		2	Expenses			8,300	6,898	1,402	0	1,402
541 Total						230,514	227,812	2,703	0	2,703
543	VETERANS SERVICES	1	Salaries / Wages / Benefits			31,197	31,170	26	0	26
		2	Expenses			93,589	80,502	13,087	0	13,087
543 Total						124,785	111,673	13,113	0	13,113
610	LIBRARY	1	Salaries / Wages / Benefits			427,453	405,431	22,022	0	22,022
		2	Expenses			154,800	148,398	6,402	0	6,402
610 Total						582,253	553,829	28,424	0	28,424
630	RECREATION	1	Salaries / Wages / Benefits			100,131	82,399	17,732	0	17,732
630 Total						100,131	82,399	17,732	0	17,732
710	DEBT PRINCIPAL	3	Debt Service			805,513	805,513	0	0	0
710 Total						805,513	805,513	0	0	0
751	INTEREST ON LT DEBT	3	Debt Service			123,186	123,186	0	0	0
751 Total						123,186	123,186	0	0	0
820	STATE/COUNTY ASSESSMENTS	2	Expenses			350,261	350,185	76	0	76
820 Total						350,261	350,185	76	0	76
830	COUNTY ASSESSMENTS	2	Expenses			59,534	59,534	(0)	0	(0)
830 Total						59,534	59,534	(0)	0	(0)
911	RETIREMENT	1	Salaries / Wages / Benefits			3,136,635	3,136,635	0	0	0
911 Total						3,136,635	3,136,635	0	0	0
912	WORKERS COMP	1	Salaries / Wages / Benefits			143,684	143,607	77	0	77
912 Total						143,684	143,607	77	0	77
913	UNEMPLOYMENT	1	Salaries / Wages / Benefits			11,000	8,654	2,346	2,000	346
913 Total						11,000	8,654	2,346	2,000	346
914	MDCR/HEALTH/LIFE INSURANCE	1	Salaries / Wages / Benefits			3,189,030	3,162,766	26,264	0	26,264
914 Total						3,189,030	3,162,766	26,264	0	26,264
919	OTHER BENEFITS - HR	1	Salaries / Wages / Benefits			5,760	4,039	1,721	250	1,471
		2	Expenses			28,000	14,334	13,666	5,800	7,866
919 Total						33,760	18,373	15,387	6,050	9,337
945	LIABILITY INSURANCE	2	Expenses			189,907	187,005	2,902	0	2,902
945 Total						189,907	187,005	2,902	0	2,902
950	GAS & OIL	2	Expenses			137,550	121,874	15,676	0	15,676
950 Total						137,550	121,874	15,676	0	15,676

Financials (continued)

General Fund Expense Budget to Actual—Fiscal Year 2020 *continued*

Town of Bridgewater - FY 2020 Expenditure Actuals - 06.30.20										
Surplus Calculation by Expenditure Type				Surplus Descriptive						
Seq.	Category	%	Amount							
1	Salaries / Wages / Benefits	61%	571,798	A surplus of \$581,292 was achieved. This was driven mostly due to surplus balances in the Police \$337,096, Highway \$95,420, Fire \$29,744, CED \$15,668, and Town Council \$13,963 Salary Group. The actual FTE vs. Budgeted FTE drove this surplus in these departments.						
2	Expenses	38%	358,201	A surplus of \$126,986 was achieved. This was driven in part by the following Budget Groups: Gas & Oil \$15,676, Veterans Services \$13,087, Street Lighting \$34,290, and Highway \$129,564						
3	Debt Service	0%	0	Meets Budget.						
4/5	Transfers / Capital	0%	861	Meets Budget.						
	Total	100%	930,860							
Dept	Dept Description	Group #	Group Description	Object	Description	2020 Revised Budget	2020 Actual	2020 Available	Encumbrances	Ending Balance
990	OTHER FUNDING USES	4	ORU			2,891,339	2,891,339	0	0	0
990 Total						2,891,339	2,891,339	0	0	0
Grand Total						62,110,370	61,175,869	934,501	228,756	705,745
									Total Surplus	930,860

## General Fund Revenue Budget to Actual—Fiscal Year 2020

Town of Bridgewater – FY 2020 Revenue Actuals as of 06.30.20											
Seq.	Category	Result	Descriptive								
1	Property Tax	Exceeded Projection of 97%.	We collected 99.3% of budget as of this reporting or 1.1% above our previously forecasted 97%, ending up -\$308K to our budgeted revenue number.								
2	Cherry Sheet-State Aid	Exceeded Projection of 100%	We received 100.7% of our Projected State Aid - The State Owned Land Distribution was Greater Than the Original Cherry Sheet Estimate.								
3	Local Receipts	Exceeded Projection of 100%	We have collected 133.5% of our FY 2020 Local Receipts Projected Budget. A Surplus of ~1.8M: driven by Licenses & permits, \$989K and Excise \$372K.								
4	Transfers	Achieved Projection of 100%	All transfers have been recorded as projected - Ambulance Receipts Reserved for Appropriation / Enterprise Fund Indirect Costs.								
Seq.	Budget Category	Group Number	Group Description	Actual			Actual			YTD Budget to Actual	% of Budget Collected
				2020 Projected Budget	YTD Actual 03.31.20	April	May	June	YTD		
1	Property Tax	Property	Deferred Taxes	0	0	0	0	0	0	0	#DIV/0!
			Personal Property Tax	(1,293,624)	(1,184,584)	(70,516)	(33,897)	4,437	(1,284,560)	(9,065)	99.3%
			Pro-forma/Pro-rata Taxes	0	(1,355)	(1,355)	0	0	(1,355)	1,355	#DIV/0!
			Real Estate Tax (Net of Allowances)	(45,275,192)	(34,237,859)	(8,236,621)	(1,872,813)	(211,498)	(44,558,791)	(716,401)	98.4%
			Roll Back Taxes	0	(10,751)	0	0	0	(10,751)	10,751	#DIV/0!
			Sale of Tax Foreclosures	0	0	(86,594)	0	0	(86,594)	86,594	#DIV/0!
			Tax Liens	0	(207,953)	(26,836)	(3,205)	(17,793)	(255,788)	255,788	#DIV/0!
			ABATE, VETS-BLIND-SURV, SPOUSE	(69,645)	(65,756)	(920)	(920)	(924)	(68,520)	(1,125)	98.4%
			CONSTRUCT OF SCHOOL PROJ	0	0	0	0	0	0	0	#DIV/0!
			LOTTERY LOCAL AID-CH29, SEC 2D	(3,867,561)	(2,900,664)	(322,296)	(322,296)	(32,305)	(3,867,561)	0	100.0%
			SCHOOL AID CH70	(76,038)	(57,024)	(6,336)	(6,336)	(6,342)	(76,038)	0	100.0%
			STATE OWNED LAND	(324,673)	(269,840)	(30,348)	(30,348)	(30,356)	(360,892)	36,219	111.2%
			VETS BENEFITS-CH 115, SEC 6	(77,318)	(40,741)	(15,249)	(15,508)	0	(71,498)	(5,820)	92.5%
3	Local Receipts		1. MV Excise Tax	(3,331,973)	(3,011,830)	(281,491)	(194,758)	(149,503)	(3,637,581)	305,608	109.2%
			2 a. Other Excise-Boat	0	(2,192)	0	0	0	(2,192)	2,192	#DIV/0!
			b. Other Excise-Metals	(300,000)	(283,549)	0	0	(75,784)	(359,333)	59,333	119.8%
			c. Other Excise-Room Tax	(200,000)	(175,938)	0	0	(30,608)	(206,546)	6,546	103.3%
			3 P & I on Taxes & Excise	(261,000)	(216,421)	(12,324)	(11,098)	(12,490)	(252,333)	(8,667)	96.7%
			4 PILOT	(5,121)	(5,154)	0	0	0	(5,154)	33	100.6%
			10 Fees - Annual	(31,000)	(30,440)	(3,282)	(3,288)	(3,306)	(40,316)	9,316	130.1%
			1001. Fees - Cannabis	(91,452)	(153,239)	(53,913)	0	(32,826)	(239,978)	148,526	262.4%
			1002 Fees - Variable	(213,000)	(163,549)	(18,718)	(15,974)	(27,619)	(225,760)	12,860	105.0%
			11 Rentals	(9,000)	(9,000)	0	0	0	(9,000)	0	100.0%
			12 Other Intergovernmental - B/R School	(100,000)	(100,000)	0	0	(86,600)	(86,600)	(13,400)	86.6%
			16 Other Departmental Revenue	(71,734)	(47,989)	(1,000)	(2,980)	(6,641)	(58,610)	(13,124)	81.7%
			17 Licenses & Permits-Annual	(166,050)	(182,153)	(5,903)	(5,090)	(9,675)	(202,821)	36,771	122.1%
			19 Fines & Forfeits	(39,000)	(25,844)	(5,307)	(5,307)	(1,136)	(32,286)	(6,714)	82.8%
			20 Investment Income	(60,254)	(194,611)	(13,342)	(16,453)	(12,876)	(237,282)	177,028	393.8%
			23 Misc. Non-Recurring	0	(81,718)	(100)	0	(4,215)	(86,033)	86,033	#DIV/0!
			17.01. Licenses & Permits-(Building/Wiring/Plumbing)	(462,498)	(1,086,266)	(41,686)	(231,027)	(93,306)	(1,452,285)	989,787	314.0%
4	OTIS			(2,808,132)	(2,544,325)	0	(217,807)	(46,000)	(2,808,132)	0	100.0%
Grand Total				(59,134,265)	(47,189,390)	(9,228,830)	(2,989,104)	(1,177,365)	(60,584,589)	1,450,423	102.5%

Financials (continued)

# Enterprise Funds Budget to Actual—Fiscal Year 2020

OSLGC Revenue / Expenditure Budget to Actual						
as of 06.30.20						
Group	Type	Type Description	Description	2020 Revised Budget	YTD Actual	Remaining Balance
1	4000	Revenue	CART FEES	(135,000)	124,223	(10,777)
			CASTAWAYS RENTAL INCOME	(30,000)	26,350	(3,650)
			DRIVING RANGE FEES	(45,000)	28,620	(16,380)
			GOLF FEES	(986,747)	916,321	(70,426)
			HANDICAP REVENUE TOWN SHARE	(4,000)	3,410	(590)
			JACK BUCKEY GOLF SCHOOL FEES	(500)	0	(500)
			MISCELLANEOUS REVENUE	0	3,747	3,747
			PROSHOP SALES	(45,000)	40,132	(4,868)
			TOURNAMENT/LEAGUE DEPOSITS	(64,000)	59,950	(4,050)
	4000 Total			(1,310,247)	1,202,754	(107,494)
	4001	OFs	OTHER FUNDING SOURCES	(250,000)	250,000	0
			RETAINED EARNINGS	(1,724)	1,724	0
	4001 Total			(251,724)	251,724	0
1 Total				(1,561,971)	1,454,478	(107,494)
2	5100	Salaries & Benefits	1 GOLF FULL TIME WAGES	348,702	(346,753)	1,948
			4 PRIOR YR RETRO	1,724	(1,724)	0
			2 PRO SHOP WAGES	54,720	(35,029)	19,691
			5 WAGES -TEMPORARY POSITIONS	100,940	(76,923)	24,017
			3 OSLGC MAINTENANCE SEASONAL	123,276	(75,039)	48,237
			6 LONGEVITY	7,789	(7,781)	8
			7 HEALTH INS/ GROUP MEDICAL	74,705	(86,184)	(11,480)
			9 MEDICARE - TOWN SHARE	11,330	(8,032)	3,298
			8 LIFE INSURANCE	500	(438)	62
			10 WORKERS COMP	1,586	(1,538)	48
			11 COUNTY RETIREMENT ASSESSMENT	76,542	(76,542)	0
			12 TRAIN RECERT - LIC & CLASSES	300	0	300
			14 SICK/VACA BUY-BACK	0	(262)	(262)
			13 LICENSES	684	(555)	129
	5100 Total			802,797	(716,800)	85,997
	5200	Expenses		487,290	(399,403)	87,887
	5200 Total			487,290	(399,403)	87,887
	5900	Debt Service	EF TRANSFER TO GENERAL FUND	93,817	(93,817)	0
			GLF CLB HOUSE-2008 GLF 00001	39,520	(39,520)	0
			GLF COURSE 4/14 2014 GC 00001	32,865	(32,865)	0
			GLF COURSE 8/12-2012 GC 00001	5,683	(5,683)	0
			TRANSFER TO TRUST FUND	100,000	(100,000)	0
	5900 Total			271,885	(271,885)	0
2 Total				1,561,972	(1,388,088)	173,884
Grand Total				0	66,390	66,390

Enterprise Funds Budget to Actual—Fiscal Year 2020 *continued*

4/9/2021

## Sewer Revenue / Expenditure Budget to Actual

as of 06.30.20

GROUP	TYPE	OBJECT	ACCOUNT DESC	BUDGET AMOUNT	JOURNAL AMOUNT	REMAINING BALANCE
1	4000					
		417003	P&I ON UTILITY ADDED TO TAX-SWR	(2,500)	2,098	(402)
		417005	P & I UTILITY CHARGES-SEWER	(15,000)	11,408	(3,592)
		421000	UTILITY USER CHARGES-SEWER	(1,993,193)	2,213,301	220,108
		421500	USER CHARGES ADDED TO TAX-SWR	(100,000)	86,697	(13,303)
		422001	CONNECTION FEES - SEWER	(1,000)	0	(1,000)
		422005	SERVICES FEES - SEWER	(5,000)	19,970	14,970
		422006	INFILTRATION - INFLOW REVENUE		75,720	75,720
		432037	COMPOST FEES-SEWER	(16,000)	8,819	(7,181)
		432047	CONTRACTOR FEES-SEWER	(1,500)	1,200	(300)
		437000	FEES-SEWER OTHER	(5,000)	287,371	282,371
		437021	SCRAP METAL REVENUE	(1,000)	0	(1,000)
		484000	MISC NON-RECUR REV.		5,596	5,596
	4000 Total			(2,140,193)	2,712,179	571,986
	4001	497000	TRANSFER FROM RETAINED EARNINGS	(537,711)	537,711	(0)
	4001 Total			(537,711)	537,711	(0)
1 Total				(2,677,905)	3,249,890	571,986
2	5100	510000	FULL TIME WAGES	590,520	(544,514)	46,006
		510001	PRIOR YEAR RETRO	8,542	(8,345)	197
		513000	OVER TIME WAGES	46,060	(35,857)	10,203
		514600	LONGEVITY	11,578	0	11,578
		517002	HEALTH INS/GROUP MEDICAL	132,320	(147,248)	(14,928)
		517003	MEDICARE - TOWN SHARE	9,461	(8,716)	745
		517004	LIFE INSURANCE		(492)	(492)
		517006	WORKERS COMP	2,257	(2,189)	68
		517007	COUNTY RETIREMENT ASSESSMENT	166,460	(166,460)	0
		517013	FMLA MA TOWN SHARE	2,036	0	2,036
		519005	SICK/VACA BUY-BACK		(15,793)	(15,793)
		519007	LICENSES	9,000	0	9,000
		558012	UNIFORM RENTAL		(6,940)	(6,940)

Enterprise Funds Budget to Actual—Fiscal Year 2020 *continued*

4/9/2021

## Sewer Revenue / Expenditure Budget to Actual

as of 06.30.20

GROUP	TYPE	OBJECT	ACCOUNT DESC	BUDGET AMOUNT	JOURNAL AMOUNT	REMAINING BALANCE
2	5100	573000	DUES/MEMBERSHIPS/SUBSCRIPTIONS		(1,047)	(1,047)
	5100 Total			978,235	(937,601)	40,633
	5200					
		521002	ELECTRICITY	100,000	(134,006)	(34,006)
		521400	HEATING FUEL	30,000	(20,447)	9,553
		524001	BUILDINGS & GROUNDS		(8,547)	(8,547)
		524007	GRINDER PUMP MAINTENANCE	20,000	(20,156)	(156)
		524008	SYSTEM MAINTENANCE	140,000	(48,524)	91,476
		529001	SLUDGE REMOVAL	2,000	0	2,000
		530000	PROFESSIONAL SVCS	90,375	(61,976)	28,399
		530008	TRAINING & EDUCATION	3,600	0	3,600
		530021	BANKING SERVICE	1,941	(1,584)	356
		530031	BOND ISSUING COST		(3,381)	(3,381)
		530050	CONTRACTED SERVICES	20,000	(1,980)	18,020
		530051	POLICE DETAIL EXPENSE	4,000	(204)	3,796
		530505	SWR INSPECTION REIMBURSEMTS		(54,367)	(54,367)
		534000	POSTAGE		(1,000)	(1,000)
		534002	TELEPHONE	5,051	(6,905)	(1,854)
		538010	TESTING	15,000	(13,655)	1,345
		542000	OFFICE SUPPLIES	6,619	(4,344)	2,275
		543006	EQUIP & SUPPLIES	26,500	(25,974)	526
		548002	GAS & OIL	8,000	(2,686)	5,314
		553010	SAWDUST/WOOD CHIPS	27,000	(19,100)	7,900
		553011	LAB SUPPLIES	5,000	(4,425)	575
		553012	CHEM METAFOLS/FEEDER	45,000	(51,868)	(6,868)
		553013	SAFETY EQUIPMENT	2,000	(1,188)	812
		558012	UNIFORM RENTAL	5,470	0	5,470
		558108	ODOR CONTROL	5,000	0	5,000
		570000	OTHER EXPENSES	1,000	(1,037)	(37)
		570010	IN-STATE TRAVEL	1,000	0	1,000

Enterprise Funds Budget to Actual—Fiscal Year 2020 *continued*

4/9/2021

G:\Accounting\Accounting Shared\FY 2020\FY 2020 YE Financial Projections\Enterprise Fund\Water &amp; Sewer\Sewer\3 of 3

## Sewer Revenue / Expenditure Budget to Actual

as of 06.30.20

GROUP	TYPE	OBJECT	ACCOUNT DESC	BUDGET AMOUNT	JOURNAL AMOUNT	REMAINING BALANCE
2	5200	573000	DUES/MEMBERSHIPS/SUBSCRIPTIONS	171	0	171
		574002	INSURANCE BLANKET LIABILITY	24,451	(24,122)	329
		578096	MAINT/REP VEHICLES	38,209	(26,354)	11,854
		<b>5200 Total</b>		<b>627,387</b>	<b>(537,830)</b>	<b>89,557</b>
	5800	585013	LEASE/PURCHASE OF SOFTWARE	960	(79)	881
		<b>5800 Total</b>		<b>960</b>	<b>(79)</b>	<b>881</b>
	5910	591001	SWR MN RLN BOND -2014 SWR 0000	33,000	(33,000)	0
		591003	SWR MN EXT 4/14 - AREA 3-6-10	125,000	(125,000)	0
		591057	SWR PRJ 12/11- 2011 AREA 1,2,5	70,000	(70,000)	0
		591089	MCWT CWSRF 3862 CW-14-17	103,656	(103,656)	0
		591501	SWR MN RLN BOND -2014 SWR 0000	3,548	(3,548)	0
		591503	SWR MN EXT 4/14 - AREA 3-6-10	12,713	(12,713)	0
		591557	SWR PRJ 12/11- 2011 AREA 1,2,5	875	(875)	0
		591589	MCWT CWSRF 3862 CW-14-17	45,078	(45,078)	0
		592500	INTEREST ON SHORT TERM DEBT	43,198	0	43,198
		<b>5910 Total</b>		<b>437,068</b>	<b>(393,869)</b>	<b>43,198</b>
	5960	596000	EF TRANSFER TO GENERAL FUND	110,037	(110,037)	0
		596110	TRANSFER TO CAPITAL FUND	519,218	(519,218)	0
		596120	TRANSFER TO TRUST FUND	5,000	(5,000)	0
		<b>5960 Total</b>		<b>634,255</b>	<b>(634,255)</b>	<b>0</b>
		<b>2 Total</b>		<b>2,677,905</b>	<b>(2,503,635)</b>	<b>174,270</b>
		<b>Grand Total</b>		<b>0</b>	<b>746,256</b>	<b>746,256</b>
						<b>SURPLUS</b>

# Financials (continued)

## Enterprise Funds Budget to Actual—Fiscal Year 2020 *continued*

7/31/2020  
9:29 AM

Transfer Station Revenue / Expenditure Budget to Actual							
as of 06.30.20							
Group	Type	Type Description	Object	Description	2020 Revised Budget	YTD Actual	Remaining Balance
1	4000	Revenue			(59,478)	175,319	115,841
			432052	TRANS STATION FEES & CHARGES	(35,000)	33,230	(1,770)
			432053	STICKER FEES	(3,000)	1,883	(1,117)
			437020	BOTTLE/CAN REDEMPTION	(10,000)	11,416	1,416
			437021	METAL REDEMPTION	(55,000)	86,934	31,934
			484000	HOUSEHOLD ITEM DSP FEE	(162,478)	308,782	146,304
4000 Total					(108,000)	108,000	0
4001	OFS		497000	TR FR GENERAL FUND	(70,500)	70,500	0
4001 Total			497004	TRANSFER FROM TRUST FUND	(178,500)	178,500	0
1 Total					(340,978)	487,282	146,304
2	5100	Salaries & Benefits			70,000	(60,916)	9,084
			510000	FULL TIME WAGES	10,546	(10,985)	(438)
			517003	MEDICARE - TOWN SHARE	1,233	(877)	357
			517004	LIFE INSURANCE	0	(112)	(112)
			517006	WORKERS COMP	282	(274)	8
			517007	COUNTY RETIREMENT ASSESSMENT	20,818	(20,818)	0
5100 Total					102,880	(93,981)	8,899
5200	Expenses				1,800	(1,786)	14
			521002	ELECTRICITY	4,000	(6,558)	(2,558)
			524000	REPAIRS AND MAINTENANCE	1,500	(1,484)	16
			527000	RENTALS & PROPERTY SERVICES	123,537	(128,078)	(4,541)
			529006	TRASH REMOVAL	5,000	(11,311)	(6,311)
			529007	DISPOSAL OF RECYCLING MATERIA	55,000	(94,761)	(39,761)
			529008	HAULING EXPENSE	6,000	(4,820)	1,180
			542000	OFFICE SUPPLIES	883	(871)	12
			574002	INSURANCE BLANKET LIABILITY	125	0	125
			574005	INS/ LIFE	197,846	(249,669)	(51,824)
5200 Total			596000	EF TRANSFER TO GENERAL FUND	40,252	(40,252)	0
5900	OFU				40,252	(40,252)	0
5900 Total					340,978	(383,903)	(42,925)
2 Total					0	103,379	103,380
Grand Total					0	103,379	103,380
							SURPLUS

FY 2020 Transfer Station 06.30.20  
PT Transfer Station

1 of 1



## Financials (continued)

Enterprise Funds Budget to Actual—Fiscal Year 2020 *continued*4/9/2021  
2:09 PM

Water Revenue / Expenditure Budget to Actual						
as of 06.30.20						
GROUP	TYPE	Object	Description	BUDGET AMOUNT	JOURNAL AMOUNT	REMAINING BALANCE
1	4000	417003	P&I ON UTILITY ADDED TO TAX-WTR	(5,000)	6,762	1,762
		417005	P & I UTILITY CHARGES-WATER	(30,000)	35,014	5,014
		421000	UTILITY USER CHARGES-WATER	(3,024,920)	3,435,172	410,252
		421500	USER CHARGES ADDED TO TAX-WTR	(275,000)	241,608	(33,392)
		422005	SERVICES FEES - WATER	(75,000)	96,998	21,998
		432046	IMPACT REVIEW FEES-WATER	(3,500)	2,000	(1,500)
		432047	CONTRACTOR FEES-WATER	(2,000)	2,200	200
		437000	FEES-WATER	(25,000)	231,325	206,325
		484000	MISCELLANEOUS REVENUE-WATER	(1,000)	6,005	5,005
		4000 Total		(3,441,420)	4,057,083	615,663
		4001	TRANSFER FROM RETAINED EARNINGS	(662,199)	662,199	0
4001 Total	497002	TR FR CAPITAL FUNDS	(59,658)	59,658	0	
	4001 Total		(721,857)	721,857	0	
	1 Total		(4,163,277)	4,778,940	615,663	
2	5100	510000	FULL TIME WAGES	738,887	(543,795)	195,092
		510001	PRIOR YEAR RETRO	9,316	(9,312)	4
		512001	PART TIME WAGES	25,609	(28,461)	(2,852)
		513000	OVERTIME WAGES	90,323	(74,876)	15,447
		514600	LONGEVITY	11,725	0	11,725
		515000	SPECIAL PAY - CONTRACTUAL	0	(4,171)	(4,171)
		517002	HEALTH INS/GROUP MEDICAL	226,768	(199,248)	27,520
		517003	MEDICARE - TOWN SHARE	12,707	(9,792)	2,916
		517004	LIFE INSURANCE	500	(988)	(488)
		517006	WORKERS COMP	2,290	(2,221)	69
		517007	COUNTY RETIREMENT ASSESSMENT	168,877	(168,878)	(1)
		517013	FMLA MA TOWN SHARE	2,734	0	2,734
		519005	SICK/VACATION BUY-BACK	3,235	(19,758)	(16,524)
		519007	LICENSES	16,000	0	16,000
		5100 Total		1,308,971	(1,061,500)	247,471
		5200	PURCHASE OF SERVICES	50,000	(8,226)	41,774

FY 2020\FY 2020 YE Financial Projections\Enterprise Fund\Water & Sewer\Water\1 of 3  
Reporting 06.30.20\revised

Financials (continued)

Enterprise Funds Budget to Actual—Fiscal Year 2020 *continued*

4/9/2021  
2:09 PM

Water Revenue / Expenditure Budget to Actual

as of 06.30.20

GROUP	TYPE	Object	Description	BUDGET AMOUNT	JOURNAL AMOUNT	REMAINING BALANCE
2	5200					
		521002	ELECTRICITY	200,000	(189,809)	10,191
		521400	HEATING FUEL	30,000	(20,380)	9,620
		524000	EQUIPMENT & REPAIR	6,000	(13,464)	(7,464)
		524001	BUILDINGS & GROUNDS	30,200	(14,062)	16,138
		524005	STREET MAINT/REPAIR	92,380	(83,511)	8,869
		524010	MAINTENANCE OF WELLS	125,835	(168,349)	(42,514)
		530000	PROFESSIONAL & TECHNICAL	94,271	(104,350)	(10,079)
		530008	TRAINING & EDUCATION	4,000	(3,710)	290
		530021	BANKING SERVICE	300	(1,584)	(1,284)
		530022	ADVERTISING	1,000	(7,158)	(6,158)
		530031	BOND ISSUING COST	16,000	(12,774)	3,226
		530051	POLICE DETAIL EXPENSE	16,132	(18,227)	(2,095)
		534000	POSTAGE	0	(3,480)	(3,480)
		534002	TELEPHONE	10,525	(7,465)	3,060
		538056	UNIFORMS/ SUPPLIES	7,770	(13,377)	(5,607)
		542000	OFFICE SUPPLIES	5,079	(13,637)	(8,558)
		548002	GAS & OIL	25,000	(10,800)	14,200
		553011	LABORATORY FEES	30,000	(25,101)	4,899
		553012	CHEM METAFOLS/FEEDER	240,000	(87,575)	152,425
		570000	OTHER EXPENSES	4,100	(842)	3,258
		570010	IN-STATE TRAVEL	1,000	(600)	400
		571500	CONFERENCES/SEMINARS	500	0	500
		573000	DUES/MEMBERSHIPS/SUB	0	(340)	(340)
		574002	INS/ BLANKET	12,847	(12,674)	173
		578059	IRON SEQUESTERING PROGRAM	50,000	(47,472)	2,528
		578061	CONSUMER CONFIDENCE REPORT	6,110	(4,805)	1,305
		578062	WATER MONITORING	5,000	0	5,000
		578063	WATER CONSERVATION PROGRAM	25,000	0	25,000
		578090	SWDA/DEP ASSESSMENT	75,000	(41,515)	33,485
		578096	MAINT/ REP VEHICLES	25,000	(10,898)	14,102

Enterprise Funds Budget to Actual—Fiscal Year 2020 *continued*

4/9/2021  
2:09 PM

Water Revenue / Expenditure Budget to Actual				
as of 06.30.20				
GROUP	TYPE	Object	Description	
2 5200 Total				
5800				
			584000 SITE IMPROVEMENTS	1,189,049 (926,185) 262,864
			584007 METERS & FITTINGS	50,000 0 50,000
			584008 WATER EXPLORATION	60,020 (27,153) 32,867
			584009 WATER MAINS-REPLACE/EXT	50,000 0 50,000
			585013 LEASE/PURCHASE OF SOFTWARE	5,000 0 5,000
				10,000 (2,296) 7,704
5800 Total				
				175,020 (29,449) 145,571
5910				
			591004 WTR RPL PCE-WPAT DW/S- 08-14	50,422 (50,422) 0
			591009 WTR 6/03&6/05-2006WTR 00001/02	175,000 (175,000) 0
			591058 WTR PRJ 12/11-2011 WTR 00001	120,000 (120,000) 0
			591059 WTR LND 12/11-2011 LND 00002	22,000 (22,000) 0
			591060 WTR LND 12/11-2011 LND 00002	49,000 (49,000) 0
			591076 WTR EQ 4/14-2014 WTR 00002 A	97,000 (97,000) 0
			591077 WTR EQ 4/14-2014 WTR 00002 B	16,000 (16,000) 0
			591504 WTR RPL PCE-WPAT DW/S- 08-14	14,243 (14,243) 0
			591509 WTR 6/03&6/05-2006WTR 00001/02	49,219 (49,219) (0)
			591558 WTR PRJ 12/11-2011 WTR 00001	1,500 (1,500) 0
			591559 WTR LND 12/11-2011 LND 00002	578 (578) 0
			591560 WTR LND 12/11-2011 LND 00002	1,286 (1,286) (0)
			591576 WTR EQ 4/14-2014 WTR 00002 A	10,368 (10,368) 0
			591577 WTR EQ 4/14-2014 WTR 00002 B	1,720 (1,720) 0
			592500 INTEREST ON SHORT TERM DEBT	71,158 (146,815) (75,657)
5910 Total				
				679,494 (755,150) (75,657)
5960				
			596000 EF TRANSFER TO GENERAL FUND	141,162 (141,162) 0
			596110 TRANSFER TO CAPITAL FUND	664,582 (664,582) 0
			596120 TRANSFER TO TRUST FUND	5,000 (5,000) 0
5960 Total				
				810,744 (810,744) 0
2 Total				
				4,163,277 (3,583,028) 580,249
Grand Total				
				0 1,195,912 1,195,912
				SURPLUS

Financials (continued)

**Local and Enterprise Funds Receipts—Fiscal Year 2020**

**Town of Bridgewater  
Actual Local Receipts Recap version  
Fiscal Year Ended June 30,2020**

MV Excise, Meals, Room, Boat	\$	3,637,581.00
Meals Excise	\$	359,333.00
Room/Hotel Tax	\$	206,546.00
Boat Excise	\$	2,192.00
Penalties & Interest	\$	252,333.00
Payments in lieu of taxes	\$	5,154.00
Fees & rentals	\$	275,076.00
Cannibas Impact Fee	\$	239,978.00
Intergovernmental	\$	86,600.00
Departmental revenue	\$	58,610.00
License & permits	\$	1,655,105.00
Fines	\$	32,286.00
Investment Income	\$	237,282.00
Other Miscellaneous	\$	86,033.00
<b>Total general fund actual receipts</b>	<b>\$</b>	<b><u>7,134,109.00</u></b>

**Charges for Services EF Funds**

Transfer Station	\$	308,782.00
Golf	\$	1,202,753.78
Sewer	\$	2,712,179.32
Water	\$	4,116,741.00
<b>Total enterprise fund actual receipts</b>	<b>\$</b>	<b><u>8,340,456.10</u></b>

## Financials (continued)

# Combined Balance Sheet—Fiscal Year 2020

### TOWN OF BRIDGEWATER

Combined Balance Sheet - All Fund Types and Account Groups  
as of June 30, 2020

	Governmental Fund Types			Proprietary Fund Types	Fiduciary Fund Types	Account Groups	Totals
	General	Special Revenue	Capital Projects	Enterprise	Trust and Agency	Long-term Debt	(Memorandum Only)
<b>ASSETS</b>							
Cash and cash equivalents	3,715,085.05	7,158,744.56	7,108,706.37	8,431,985.26	10,826,858.05	0.00	37,241,379.29
Investments					120,840.00		120,840.00
Receivables:							
Personal property taxes	66,357.53						66,357.53
Real estate taxes	1,237,236.29	17,070.49					1,254,306.78
Deferred taxes	346,751.33			6,057.99			352,809.32
Allowance for abatements and exemptions	(818,780.94)						(818,780.94)
Special assessments		562,825.64		315,030.57			877,856.21
Tax liens	1,175,965.59	10,184.54		18,045.38			1,204,195.51
Tax foreclosures	620,969.86						620,969.86
Motor vehicle excise	656,706.22						656,706.22
Other excises - Boat	2,374.00						2,374.00
User fees				1,141,492.48			1,141,492.48
Utility liens added to taxes				23,214.97			23,214.97
Departmental		1,122,034.58					1,122,034.58
Due from other governments	59,129.00		351,926.56				411,055.56
Amounts to be provided - payment of bonds						22,215,220.34	22,215,220.34
Total Assets	7,061,793.93	8,870,859.81	7,460,632.93	9,935,826.65	10,947,698.05	22,215,220.34	66,492,031.71
<b>LIABILITIES AND FUND EQUITY</b>							
Liabilities:							
Accounts payable							0.00
Warrants payable	137,329.14	(832.90)	661,933.65	129,682.03	41,112.13		969,224.05
Accrued payroll and withholdings	298,083.29	22,929.56		28,367.53	31,696.39		381,076.77
Other liabilities				330.48	165,929.04		166,259.52
Agency Funds - Performance & Road Bonds, Guarantee Deposits					2,248,619.75		2,248,619.75
Deferred revenue:							
Real and personal property taxes	484,812.88	17,070.49					501,883.37
Deferred taxes	346,751.33			6,057.99			352,809.32
Prepaid taxes/fees	62,751.17	1,139.00					63,890.17
Special assessments		562,825.64		315,030.57			877,856.21
Tax liens	1,175,965.59	10,184.54		18,045.38			1,204,195.51
Tax foreclosures	620,969.86						620,969.86
Motor vehicle excise	656,706.22						656,706.22
Other excises - Boat	2,374.00						2,374.00
User fees				1,141,492.48			1,141,492.48
Utility liens added to taxes				23,214.97			23,214.97
Departmental		1,122,034.58					1,122,034.58
Due from other governments	59,129.00		351,926.56				411,055.56
Due to other governments							0.00
Bonds payable			750,000.00				750,000.00
Bonds Payable						22,215,220.34	22,215,220.34
Total Liabilities	3,844,872.48	1,735,350.91	1,763,860.21	1,662,221.43	2,487,357.31	22,215,220.34	33,708,882.68
Fund Equity:							
Reserved for encumbrances	228,755.76			13,418.22			242,173.98
Reserved for expenditures		700,050.00		1,791,423.48			2,491,473.48
Reserved for continuing appropriations		3,070,974.29	1,932,553.81	1,738,133.33			6,741,661.43
Reserved for snow and ice deficit	(225,115.00)						(225,115.00)
Reserved for COVID-19 deficit		(374,304.94)					(374,304.94)
Reserved for debt service	51,080.62						51,080.62
Reserved for premiums							0.00
Undesignated fund balance	3,162,200.07	3,738,789.55	3,764,218.91		8,460,340.74		19,125,549.27
Unreserved retained earnings				4,730,630.19			4,730,630.19
Total Fund Equity	3,216,921.45	7,135,508.90	5,696,772.72	8,273,605.22	8,460,340.74	0.00	32,783,149.03
Total Liabilities and Fund Equity	7,061,793.93	8,870,859.81	7,460,632.93	9,935,826.65	10,947,698.05	22,215,220.34	66,492,031.71
PROOF BALANCE SHEET IS IN BALANCE	0.00	0.00	0.00	0.00	0.00	0.00	0.00
PROOF FUND BALANCE DETAIL AGREES TO THE BALANCE SHEET	0.00	0.00	0.00	0.00	(0.00)		
PROOF RECEIVABLES DETAIL AGREES TO THE BALANCE SHEET		0.00	0.00	0.00	0.00		

**Financials (continued)**

## Long-Term Debt Summary—Fiscal Year 2020

*Massachusetts Department of Revenue, Division of Local Services  
Bureau of Accounts ~ Automated Statement of Indebtedness*

City/Town/District of : **Town of Bridgewater**

Enter year:  
**FY 2020**

Long Term Debt Inside the Debt Limit	Outstanding July 1, 2019	+ New Debt Issued	- Retirements	= Outstanding June 30, 2020	Interest Paid in FY 2020
Buildings	7,440,000.00	0.00	760,000.00	6,680,000.00	251,019.00
Departmental Equipment	423,000.00	0.00	81,000.00	342,000.00	8,300.00
School Buildings				0.00	
School - All Other				0.00	
Sewer	2,930,907.00	0.00	331,656.00	2,599,251.00	62,213.00
Solid Waste				0.00	
Other Inside	398,000.00	0.00	154,000.00	244,000.00	8,625.00

SUB - TOTAL Inside	\$11,191,907.00	\$0.00	\$1,326,656.00	\$9,865,251.00	\$330,157.00
--------------------	-----------------	--------	----------------	----------------	--------------

Long Term Debt Outside the Debt Limit	Outstanding July 1, 2019	+ New Debt Issued	- Retirements	= Outstanding June 30, 2020	Interest Paid in FY 2020
Airport				0.00	
Gas/Electric Utility				0.00	
Hospital				0.00	
School Buildings				0.00	
Sewer				0.00	
Solid Waste				0.00	
Water	2,581,366.00	4,650,000.00	507,422.00	6,723,944.00	78,336.00
Other Outside	1,542,537.00	4,255,000.00	171,513.00	5,626,024.00	18,764.00

SUB - TOTAL Outside	\$4,123,903.00	\$8,905,000.00	\$678,935.00	\$12,349,968.00	\$97,100.00
---------------------	----------------	----------------	--------------	-----------------	-------------

TOTAL Long Term Debt	\$15,315,810.00	\$8,905,000.00	\$2,005,591.00	\$22,215,219.00	\$427,257.00
----------------------	-----------------	----------------	----------------	-----------------	--------------

I certify to the best of my knowledge that this information is complete and accurate as of this date.

Treasurer: Scott Bois

Date: 9/1/2020

I certify that long and short term debt as identified in this Statement of Indebtedness is in agreement with the general ledger controls in my department and are also reflected on the balance sheet.

Accounting Officer: Laurie Guerrini

Date: 9/1/2020

*Please complete all sections of this report and upload in Gateway no later than September 30, 2020.*

Short Term Debt	Outstanding July 1, 2019	+ Issued	- Retired	= Outstanding June 30, 2020	Interest Paid in FY 2020
-----------------	-----------------------------	----------	-----------	--------------------------------	-----------------------------

## Financials (continued)

### Long Term Debt Summary—Fiscal Year 2020 *continued*

RANs - Revenue Anticipation				0.00	
BANs - Bond Anticipation:					
Buildings				0.00	
School Buildings				0.00	
Sewer				0.00	
Water	5,125,000.00	5,125,000.00	5,125,000.00	0.00	150,541.17
Other BANs	4,250,000.00	750,000.00	4,250,000.00	750,000.00	99,472.92
SANs - State Grant Anticipation				0.00	
FANs - Federal Gr. Anticipation				0.00	
Other Short Term Debt				0.00	

TOTAL Short Term Debt	\$9,375,000.00	\$5,875,000.00	\$9,375,000.00	\$750,000.00	\$250,014.09
-----------------------	----------------	----------------	----------------	--------------	--------------

GRAND TOTAL All Debt	\$24,690,810.00	\$14,780,000.00	\$11,380,591.00	\$22,965,219.00	\$677,271.09
----------------------	-----------------	-----------------	-----------------	-----------------	--------------

Authorized and Unissued Debt					
Purpose	Date of Vote	Article Number	Amount Authorized	- Issued - Retired - Rescined	= Unissued 6/30/2020
Water Meter Replacement	11/17/2017	O-FY18-006	3,625,000.00	3,625,000.00	0.00
Mass Clean Water Trust WTP	03/27/18	O-FY18-022	10,400,000.00	10,400,000.00	0.00
Water Mains	4/10/2018	O-FY18-028	1,200,000.00	1,200,000.00	0.00
Elm Street Reconstruction	02/26/19	FY19-041	7,500,000.00	4,665,000.00	2,835,000.00
First Street Reconstruction	02/26/19	FY19-042	1,200,000.00	0.00	1,200,000.00
Water Mains	04/23/19	FY19-053	500,000.00	500,000.00	0.00
Wastewater Treatment Facility	05/07/19	FY19-052	32,000,000.00		32,000,000.00
Mass Clean Water Trust WTP	10/01/19	FY20-022	16,000,000.00		16,000,000.00
CSMP T5 SRF	12/06/19	FY20-023	400,000.00		400,000.00
					0.00
					0.00
					0.00
					0.00
					0.00
					0.00
					\$52,435,000.00
TOTAL Authorized and Unissued Debt					\$52,435,000.00

### ***BUREAU OF ACCOUNTS, STATEMENT OF INDEBTEDNESS DETAIL***

Long Term Debt Inside the Debt Limit Report by Issuance	Outstanding July 1, 2019	+ New Debt Issued	- Retirements	= Outstanding June 30, 2020	Interest Paid in FY 2020
SWR PRJ 12/11- AREA 1,2,5	70,000.00		70,000.00	0.00	875.00
HOGG LND 12/11-2011 LAND 00001	94,000.00		94,000.00	0.00	2,468.00
WTR LND 12/11-2011 LND 00002	22,000.00		22,000.00	0.00	578.00
FIRE/DPW 12/11-2011 FIRE 00002	155,000.00		155,000.00	0.00	4,069.00
KEITH HOMESTEAD-2012 CPC 00001	282,000.00		38,000.00	244,000.00	5,580.00
EQ 8/12-2012 AMBULANCE 00001	86,000.00		30,000.00	56,000.00	1,420.00

**Financials (continued)**

**Long Term Debt Summary—Fiscal Year 2020** *continued*

EQ FIRE 8/12-2012 FIRE 00001	302,000.00		42,000.00	260,000.00	5,942.00
SWR MN RLN 4/14-2014 SWR 00002	132,000.00		33,000.00	99,000.00	3,548.00
EQ DEPT 4/14-2014 DEPT 00002	15,000.00		4,000.00	11,000.00	400.00
EQ HWY 4/14-2014 HWY 00001	20,000.00		5,000.00	15,000.00	538.00
SWR MN EXT 4/14 - AREA 3, 6 10	475,000.00		125,000.00	350,000.00	12,712.00
BLDG POL4/14-2014 POL 00001	180,000.00		180,000.00	0.00	4,050.00
FIRE STATION ROOF REHAB	80,000.00		5,000.00	75,000.00	2,750.00
MEMORIAL BUILDING REHAB	375,000.00		25,000.00	350,000.00	13,000.00
ACADEMY BUILDING RENOVATIONS	2,590,000.00		155,000.00	2,435,000.00	88,550.00
ACADEMY BUILDING RENOVATIONS	4,060,000.00		240,000.00	3,820,000.00	138,600.00
SEWER CW-14-17 4/13/17	2,253,907.00		103,656.00	2,150,251.00	45,078.00
<b>TOTAL</b>	<b>11,191,907.00</b>	<b>0.00</b>	<b>1,326,656.00</b>	<b>9,865,251.00</b>	<b>330,158.00</b>
				Must equal page 1 subtotal	

Long Term Debt Outside the Debt Limit Report by Issuance	Outstanding July 1, 2019	+ New Debt Issued	- Retirements	= Outstanding June 30, 2020	Interest Paid in FY 2020
TTL V 07/04-WPAT T5 97 1024-1	38,704.00		9,565.00	29,139.00	
TTL V 6/05-WPAT T5 97 1024-3C	180,000.00		20,000.00	160,000.00	
TTL V 11/03-WPAT T5 97 1024-2	140,000.00		20,000.00	120,000.00	
TTL V 08/12-WPAT T5 97 1024-D	231,576.00		21,053.00	210,523.00	
TTL V 08/12-WPAT-T5 97 1024-E	281,257.00		19,895.00	261,362.00	
TTL V 01/15-WPAT-T5 97 1024-F	320,000.00		20,000.00	300,000.00	
WTR 6/03 & 6/05-2006 WTR 00001	1,225,000.00		175,000.00	1,050,000.00	49,219.00
WTR RPL PCE-WPAT DW 08 14 MSTR	737,366.00		50,422.00	686,944.00	14,243.00
WTR PRJ 12/11-2011 WTR 00001	120,000.00		120,000.00	0.00	1,500.00
WTR LND 12/11-2011 LND 00002	49,000.00		49,000.00	0.00	1,286.00
WTR EQ 4/14-2014 WTR 00002 A	386,000.00		97,000.00	289,000.00	10,368.00
WTR EQ 4/14-2014 WTR 00002 B	64,000.00		16,000.00	48,000.00	1,720.00
GLF CLB HOUSE-2008 GLF 00001	208,000.00		26,000.00	182,000.00	13,520.00
GLF COURSE 8/12-2012 GC 00001	35,000.00		5,000.00	30,000.00	682.00
GLF COURSE 4/14 2014 GC 00001	108,000.00		30,000.00	78,000.00	2,865.00
DIF ELM STREET	0.00	4,255,000.00	0.00	4,255,000.00	
WTR/SWR AMA METERS	0.00	3,615,000.00	0.00	3,615,000.00	
WTR MAIN HAY/WALL ST	0.00	730,588.00	0.00	730,588.00	
WTR MAIN HAY/WALL ST	0.00	304,412.00	0.00	304,412.00	
	0.00			0.00	
				0.00	
<b>TOTAL</b>	<b>4,123,903.00</b>	<b>8,905,000.00</b>	<b>678,935.00</b>	<b>12,349,968.00</b>	<b>95,403.00</b>
				Must equal page 1 subtotal	

Short Term Debt Report by Issuance	Outstanding July 1, 2019	+ Issued	- Retired	= Outstanding June 30, 2020	Interest Paid in FY 2020
---------------------------------------	-----------------------------	----------	-----------	--------------------------------	-----------------------------



## Financials (continued)

### Long Term Debt Summary—Fiscal Year 2020 *continued*

DIF FIRST STREET ROADWAY	750,000.00		0.00	750,000.00	20,941.67
Water Meters 1/25/2019	3,625,000.00		3,625,000.00	0.00	86,396.88
Water Mains 9/18/2018	1,200,000.00		1,200,000.00	0.00	27,960.00
Elm Street 6/27/2019	3,500,000.00		3,500,000.00	0.00	78,531.25
Water Mains 6/27/2019	300,000.00		300,000.00	0.00	3,726.00
Water Mains & Meters 1/24/2020	0.00	5,125,000.00	5,125,000.00	0.00	32,458.33
				0.00	
				0.00	
				0.00	
				0.00	
				0.00	
				0.00	
				0.00	
				0.00	
				0.00	
				0.00	
TOTAL	9,375,000.00	5,125,000.00	13,750,000.00	750,000.00	250,014.13
				Must equal page 2 Total	

**Treasurer’s Report—Fiscal Year 2020**

Treasurer's Report - Fiscal Year 2020

Cash Reconciliation

Cash Balance June 30, 2019	35,860,828.24
Cash Balance June 30, 2020	37,362,219.29
General Fund	3,715,085.05
Special Revenue Funds	7,158,744.56
Capital Project Funds	7,108,706.37
Enterprise Funds	8,431,985.26
Trust and Agency Funds	10,947,698.05

# Sunset on Vernon Street, Bridgewater




Photo Credit: Ruth Langlan

The editors of this report are grateful for the contributions by Board, Committee and Commission Chairs, Department Heads, and the Town Manager.

# Fall Color by the University



Photo Credit: Ruth Langlan